

भागकुक ऑनतूरुनऑननल डुतूरुऑरुऑरु ऑरुंगतु 46

Grandprix MOTOR SHOW



BANGKOK INTERNATIONAL MOTOR SHOW



*The TALK of SENSUOUS
AUTOMOTIVE* สนนททททททททท



THE 46th

BANGKOK INTERNATIONAL MOTOR SHOW

26 MARCH - 6 APRIL 2025

26 มีนาคค - 6 เมชายน 2568

IMPACT CHALLENGER 1-3 & FORUM HALL 4

12:00 > 22:00 HRS.

www.motorshow.in.th

Organized by



Accredited by



Supported by



The 46th Bangkok International Motor Show 2025

The Language of Sensuous Automotive

The philosophy of design in the automotive world that communicates emotions, feelings of power, desire, and inspiration.

It speaks the language of automobiles that reflects ideas, creativity, and development, providing a valuable experience that fulfills emotional aesthetics. It communicates and creates the driving force of the future.

The communication from cars allows people to feel not just the act of driving, but the emotional connection between the driver and the vehicle.

The 46th Bangkok International Motor Show

**“Innovation: The Driving Innovation of the Future for
Sustainable Economic and Industrial Development of the Nation”**

Official Exhibition Title : The 46th Bangkok International Motor Show

Exhibition date and time	: March 24–April 6, 2025 (14 Days)	
Press Day	: March 24, 2025, Opening	08:00, Closing 21:00
VIP Day	: March 25, 2025, Opening	09:59, Closing 18:00
Public days	: March 26–April 6, 2025	
	Saturdays and Sundays	11.00–22.00 hours
	Weekdays	12.00–22.00 hours

Venue : IMPACT Challenger 1–3

IMPAC Challenger Hall 1–3

IMPACT Exhibition Management Co., Ltd.

47/569–576 Popular 3 Road, Banmai Sub-district,

Pakkred District, Nonthaburi 11120

Tel. : +66 2833–5252 **Fax :** +66 2833–5253

Organizer : The 46th Bangkok International Motor Show

Grand Prix International Public Company Limited

Headquarters located at 4/299, Soi Ladplakhao 66, Ladplakhao Rd.,

Anusawaree, Bangkok, Bangkok 10220

Tel. : +66 2971–6450 ext. 205, 208 **Fax:** +66 2971–6462

Exhibitor Manual

Prepared by	: Grand Prix International Public Company Limited
Written by	: Dr. Pansotog Wongsuwan, Exhibition Director
Venue and Site Department	
Organizer Office	: Room C15 Dr. Pansotog Wongsuwan Mobile phone No : +66 8–5644–4545
E-mail	: opp.grandprix@gmail.com
Public Utilities	: Room C10/B Mr. Veerawat Saengtien Mobile phone No : +66 9–0978–9555
e-mail	: veerawat@grandprix.co.th

Sponsor



CONTENTS

Date and Time For Construction	4
The Official Construction Service Providers	6
Construction Rules and Regulations	14
Prohibitions	15
Regulations	16
Structure and Third Party Insurance	17
Presentation and Show Performance	18
Badges Usage Regulations	19
Light Sound and Visual Systems	20
Specific information of Challenger Hall 1-3	21
Standard Booth	22
Construction Schedule and Exhibition Hall Opening-Closing Hours Electric Power	24
Requirements for Construction Area Access Security Control Food and Drink Service Rules and Regulations to enter worksite areas for booth cleaning Transportation and Freight Handling	28
Rules and Regulations for moving cars and motorcycles out of Challenger Hall 1-3 Schedule for moving displayed vehicles out of Challenger 1-3	34
Schedule for moving commercial goods out and dismantling of the accessories hall Rules and Regulations for Dismantling Request Form Submission Schedule	35
Construction requirements for each area	36

BOOTH A1-A30 DATE AND TIME FOR CONSTRUCTION

Booth	Size	Total/m ²	Move-in Start	Time	Move-out Finish	Time	Move-out Period	Time
A1	43x54	2,322 m ²	18 March 2025	08.00 hrs.	23 March 2025	12.00 hrs.	7-8 April 2025	08.00-18.00 hrs.
A2	19x54	1,026 m ²	18 March 2025	08.00 hrs.	23 March 2025	12.00 hrs.	7-8 April 2025	08.00-18.00 hrs.
A3	20x54	1,080 m ²	18 March 2025	08.00 hrs.	23 March 2025	12.00 hrs.	7-8 April 2025	08.00-18.00 hrs.
A4	35x54	810 m ²	18 March 2025	08.00 hrs.	23 March 2025	12.00 hrs.	7-8 April 2025	08.00-18.00 hrs.
A5	34x54	1,863 m ²	18 March 2025	08.00 hrs.	23 March 2025	12.00 hrs.	7-8 April 2025	08.00-18.00 hrs.
A6	52x54	2,808 m ²	18 March 2025	08.00 hrs.	23 March 2025	12.00 hrs.	7-8 April 2025	08.00-18.00 hrs.
A7	20x54	1,080 m ²	18 March 2025	08.00 hrs.	23 March 2025	12.00 hrs.	7-8 April 2025	08.00-18.00 hrs.
A8	34x54	1,836 m ²	18 March 2025	08.00 hrs.	23 March 2025	12.00 hrs.	7-8 April 2025	08.00-18.00 hrs.
A9	26x54	1,404 m ²	18 March 2025	08.00 hrs.	23 March 2025	12.00 hrs.	7-8 April 2025	08.00-18.00 hrs.
A10	31x54	1,674 m ²	18 March 2025	08.00 hrs.	23 March 2025	12.00 hrs.	7-8 April 2025	08.00-18.00 hrs.
A11	20x54	1,080 m ²	18 March 2025	08.00 hrs.	23 March 2025	12.00 hrs.	7-8 April 2025	08.00-18.00 hrs.
A12	22x54	1,188 m ²	18 March 2025	08.00 hrs.	23 March 2025	12.00 hrs.	7-8 April 2025	08.00-18.00 hrs.
A13	16x54	864 m ²	18 March 2025	08.00 hrs.	23 March 2025	12.00 hrs.	7-8 April 2025	08.00-18.00 hrs.
A14	22x54	1,188 m ²	18 March 2025	08.00 hrs.	23 March 2025	12.00 hrs.	7-8 April 2025	08.00-18.00 hrs.
A15	20x39	780 m ²	18 March 2025	08.00 hrs.	23 March 2025	12.00 hrs.	7-8 April 2025	08.00-18.00 hrs.
A15/1	20x15	300 m ²	18 March 2025	08.00 hrs.	23 March 2025	12.00 hrs.	7-8 April 2025	08.00-18.00 hrs.
A16	20x54	1,080 m ²	18 March 2025	08.00 hrs.	23 March 2025	12.00 hrs.	7-8 April 2025	08.00-18.00 hrs.
A17	26x54	1,404 m ²	18 March 2025	08.00 hrs.	23 March 2025	12.00 hrs.	7-8 April 2025	08.00-18.00 hrs.
A18	15x54	810 m ²	18 March 2025	08.00 hrs.	23 March 2025	12.00 hrs.	7-8 April 2025	08.00-18.00 hrs.
A19	38.5x54	1,917 m ²	18 March 2025	08.00 hrs.	23 March 2025	12.00 hrs.	7-8 April 2025	08.00-18.00 hrs.
A20	41x54	2,214 m ²	18 March 2025	08.00 hrs.	23 March 2025	12.00 hrs.	7-8 April 2025	08.00-18.00 hrs.
A21	20x54	1,080 m ²	18 March 2025	08.00 hrs.	23 March 2025	12.00 hrs.	7-8 April 2025	08.00-18.00 hrs.
A22	28x54	1,512 m ²	18 March 2025	08.00 hrs.	23 March 2025	12.00 hrs.	7-8 April 2025	08.00-18.00 hrs.
A23	22.5x54	1,215 m ²	18 March 2025	08.00 hrs.	23 March 2025	12.00 hrs.	7-8 April 2025	08.00-18.00 hrs.
A25	22x54	1,188 m ²	18 March 2025	08.00 hrs.	23 March 2025	12.00 hrs.	7-8 April 2025	08.00-18.00 hrs.
A26	28x54	1,512 m ²	18 March 2025	08.00 hrs.	23 March 2025	12.00 hrs.	7-8 April 2025	08.00-18.00 hrs.
A27	17.5x37	647 m ²	18 March 2025	08.00 hrs.	23 March 2025	12.00 hrs.	7-8 April 2025	08.00-18.00 hrs.
A28	17x21	357 m ²	18 March 2025	08.00 hrs.	23 March 2025	12.00 hrs.	7-8 April 2025	08.00-18.00 hrs.
A29	8.5x16	136 m ²	18 March 2025	08.00 hrs.	23 March 2025	12.00 hrs.	7-8 April 2025	08.00-18.00 hrs.
A29/1	8.5x16	136 m ²	18 March 2025	08.00 hrs.	23 March 2025	12.00 hrs.	7-8 April 2025	08.00-18.00 hrs.
A30	16X32	512 m ²	18 March 2025	08.00 hrs.	23 March 2025	12.00 hrs.	7-8 April 2025	8.00-18.00 hrs
A30/1	16X19	304 m ²	18 March 2025	08.00 hrs.	23 March 2025	12.00 hrs.	7-8 April 2025	08.00-18.00 hrs.

BOOTH M1- M10 DATE AND TIME FOR CONSTRUCTION

Booth	Size	Total/m ²	Move-in Start	Time	Move-out Finish	Time	Move-out Period	Time
M1	21X54	1,134 m ²	18 March 2025	08.00 hrs.	23 March 2025	12.00 hrs.	7-8 April 2025	08.00-18.00 hrs.
M2	20X21	420 m ²	18 March 2025	08.00 hrs.	23 March 2025	12.00 hrs.	7-8 April 2025	08.00-18.00 hrs.
M3	20X45	900 m ²	18 March 2025	08.00 hrs.	23 March 2025	12.00 hrs.	7-8 April 2025	08.00-18.00 hrs.
M4	20X13	260 m ²	18 March 2025	08.00 hrs.	23 March 2025	12.00 hrs.	7-8 April 2025	08.00-18.00 hrs.
M5	20X16	320 m ²	18 March 2025	08.00 hrs.	23 March 2025	12.00 hrs.	7-8 April 2025	08.00-18.00 hrs.
M6	20X13	260 m ²	18 March 2025	08.00 hrs.	23 March 2025	12.00 hrs.	7-8 April 2025	08.00-18.00 hrs.
M7	8.5X18	153 m ²	18 March 2025	08.00 hrs.	23 March 2025	12.00 hrs.	7-8 April 2025	08.00-18.00 hrs.
M8	8.5X18	153 m ²	18 March 2025	08.00 hrs.	23 March 2025	12.00 hrs.	7-8 April 2025	08.00-18.00 hrs.
M9	9X14	126 m ²	18 March 2025	08.00 hrs.	23 March 2025	12.00 hrs.	7-8 April 2025	08.00-18.00 hrs.
M10	8.5X14	119 m ²	18 March 2025	08.00 hrs.	23 March 2025	12.00 hrs.	7-8 April 2025	08.00-18.00 hrs.

BOOTH F1 - F14 DATE AND TIME FOR CONSTRUCTION

Booth	Size	Total/m ²	Move-in Start	Time	Move-out Finish	Time	Move-out Period	Time
F1	3x15	45 m ²	23 March 2025	08.00 hrs.	24 March 2025	18.00 hrs.	8 April 2025	08.00-18.00 hrs.
F2	3x15	45 m ²	23 March 2025	08.00 hrs.	24 March 2025	18.00 hrs.	8 April 2025	08.00-18.00 hrs.
F3	3x9	27 m ²	23 March 2025	08.00 hrs.	24 March 2025	18.00 hrs.	8 April 2025	08.00-18.00 hrs.
F4	3x13	39 m ²	23 March 2025	08.00 hrs.	24 March 2025	18.00 hrs.	8 April 2025	08.00-18.00 hrs.
F4/1	3x14	42 m ²	23 March 2025	08.00 hrs.	24 March 2025	18.00 hrs.	8 April 2025	08.00-18.00 hrs.
F5	3x11	33 m ²	23 March 2025	08.00 hrs.	24 March 2025	18.00 hrs.	8 April 2025	08.00-18.00 hrs.
F6	3x12	36 m ²	23 March 2025	08.00 hrs.	24 March 2025	18.00 hrs.	8 April 2025	08.00-18.00 hrs.
F7	3x35	105 m ²	23 March 2025	08.00 hrs.	24 March 2025	18.00 hrs.	8 April 2025	08.00-18.00 hrs.
F8	3x9	27 m ²	23 March 2025	08.00 hrs.	24 March 2025	18.00 hrs.	8 April 2025	08.00-18.00 hrs.
F9	3x9	27 m ²	23 March 2025	08.00 hrs.	24 March 2025	18.00 hrs.	8 April 2025	08.00-18.00 hrs.
F10	3x14	42 m ²	23 March 2025	08.00 hrs.	24 March 2025	18.00 hrs.	8 April 2025	08.00-18.00 hrs.
F11	3x9	27 m ²	23 March 2025	08.00 hrs.	24 March 2025	18.00 hrs.	8 April 2025	08.00-18.00 hrs.
F12	3x9	27 m ²	23 March 2025	08.00 hrs.	24 March 2025	18.00 hrs.	8 April 2025	08.00-18.00 hrs.
F13	3x12	36 m ²	23 March 2025	08.00 hrs.	24 March 2025	18.00 hrs.	8 April 2025	08.00-18.00 hrs.
F14	3x12	36 m ²	23 March 2025	08.00 hrs.	24 March 2025	18.00 hrs.	8 April 2025	08.00-18.00 hrs.

ผู้ให้บริการทางด้านออกแบบก่อสร้างอย่างเป็นทางการ The Official Construction Service Providers

COMPANY	CONTACT	
บริษัท ปิโก (ไทยแลนด์) จำกัด (มหาชน) 10 ซอยลาซาล 56 ถ.สุขุมวิท แขวงบางนาใต้ เขตบางนา กรุงเทพฯ 10260	ชยพล กัลปพงศ์ ผู้อำนวยการฝ่ายกลุ่มลูกค้า	Mobile : 09 5525 4459 Tel. : 0 2748 7007 Fax : 0 2748 7589
PICO (THAILAND) PCL 10 Soi Lasalle 56 Sukhumvit Rd., Bang Na Tai, Bang Na, Bangkok 10260	Mr.Chayaphol Kalapaphongse Executive Director	

www.picothai.com, chayaphol@picothai.com

COMPANY	CONTACT	
บริษัท เทคอิท บิวเดอร์ จำกัด 16/99 ม.7 ถ.บางขุนเทียน-ชายทะเล แขวงท่าข้าม เขตบางขุนเทียน กรุงเทพฯ 10150	พิทยา พริदानนท์ กรรมการผู้จัดการ	Mobile : 06 3536 4965 Tel. : - Fax : 0 2897 3001
TAKE IT BUILDER CO., LTD. 16/99 Moo 7, Bang Khun Thian-Beach Rd., Tha Kham, Bang Khun Thian, Bangkok 10150	Mr. Pittaya Paridanont Managing Director	

noinne555@gmail.com, noinae555@hotmail.com, namoiy.oiy@hotmail.com

COMPANY	CONTACT	
บริษัท มิซซัน ออน ดีมานด์ เอ็กซ์ จำกัด 13/23-24 ตำบลบึงคำพร้อย อำเภอลำลูกกา จังหวัดปทุมธานี 12150	คม สุ่มังคะโยธิน กรรมการผู้จัดการ	Mobile : 08 1614 7283 Tel. : 0 2533 2565 Fax : 0 2533 2567
MISSION ON DEMAND X CO., LTD. 13/23-24 Bueng Kham Phroi, Lam luk Ka Pathum Thani 12150	Mr. Kom Sumangkayothin Managing Director	

www.xcon.co.th, kom@modx.co.th, chai@modx.co.th, boonyanoot@modx.co.th

COMPANY	CONTACT	
บริษัท พีเอ็กซ์ ซิสเต็ม จำกัด 79/90 หมู่ 12 ถนนบางนา-ตราด ตำบลบางแก้ว อำเภอบางพลี จังหวัดสมุทรปราการ 10540	มินท์มณฑา ภูสิทธิ์โชติวัฒน์ (โย) ผู้ช่วยผู้จัดการทั่วไป	Mobile : 09 7942 4464 Tel. : 0 2180 0171 Fax : -
PX SYSTEM CO., LTD. 79/90 Moo 12, Bang Na-Trad Rd., Bang Kaeo, Bang Phli, Samut Prakan 10540	Ms. Minmunta Phusitchotiwat (YO) Asst. General Manager	

www.pxsystem.com, minmunta@pxsystem.com

COMPANY	CONTACT	
บริษัท ก้องภพ สื่อโฆษณา จำกัด 1825 ม.4 ซ.เทพารักษ์ 14 ถ.เทพารักษ์ ต.เทพารักษ์ อ.เมืองสมุทรปราการ จ.สมุทรปราการ 10270	ลิลลี่ โฆษิตวัฒน์ฤกษ์ ผู้ช่วยผู้จัดการฝ่ายการตลาด	Mobile : 08 1928 7760 Tel. : 0 2384 1153 Fax : 0 2384 2256
KONGPHOP MEDIA ADVERTISING CO., LTD. 1825 Moo 4, Soi Thepharak 14, Thepharak Rd.,Thepharak, Samutprakarn 10270	Ms. Lilly Kositwatanarerk Assistant Marketing Manager	

www.view-cs.com, saleview@hotmail.com

COMPANY	CONTACT	
บริษัท เอ็กซ์ซิวิต เมคเกอร์ (2018) จำกัด 299/75 ถ.สุทธิสารวินิจฉัย แขวงสามเสนนอก เขตห้วยขวาง กรุงเทพฯ 10310	ชัยวัฒน์ สิริสังกัส กรรมการผู้จัดการ	Mobile : 08 5058 2506, 08 1855 1174 Tel. : 0 2560 2479 Fax : -
EXHIBIT MAKER (2018) CO., LTD. 299/75 Suthisan-Vinichai Rd., Sam Sen Nok, Huai Khwang Bangkok 10310	Mr. Chaiwat Sirisanggas Managing Director	

www.exhibitmaker.co.th, jureeporn.net@gmail.com

COMPANY	CONTACT	
บริษัท คิงส์แมน ซี.เอ็ม.ที.ไอ. จำกัด (มหาชน) 9/19 ม.7 ถ.ลำลูกกาเลียบบคลอง 6 ต.บึงคำพร้อย อ.ลำลูกกา จ.ปทุมธานี 12150	สุภัทรา อ่องแก้ว ผู้อำนวยการอาวุโส	Mobile : 06 3595 4197 Tel. : 0 2052 8008 Fax : -
KINGSMEN C.M.T.I. PLC 9/19 Moo 7, Lamlukka Leab Khlong 6 Rd., Bueng Kham Phroi, Lam Luk Ka, Pathum Thani 12150	Ms. Supattra Ongkaew Senior Director	

www.kingsmen-cmti.com, supattra@kingsmen-cmti.com

COMPANY	CONTACT	
บริษัท ดับบลิว.โอ.เอ. แอ็ดเวอร์ไทซิ่ง จำกัด 40/1 ม.6 ซ.แจ้งวัฒนะ 45 ถ.เลียบบคลองประปา ต.บ้านใหม่ อ.ปากเกร็ด จ.นนทบุรี 11120	มนตรี เจียมวิจิตร ผู้จัดการโครงการ	Mobile : 08 1657 9028 Tel. : 0 2980 9300 Fax : 0 2980 9319
W.O.A. ADVERTISING CO., LTD. 40/1 Moo 6, Soi Chaengwattana 45, Learb Klong Prapa Rd., Ban Mai, Pak Kret, Nonthaburi 11120	Mr. Montree Chiamvijit Project Manager	

www.woa.co.th, montree@woa.co.th

COMPANY	CONTACT	
บริษัท ดีไซน์ วิซาร์ด จำกัด 90 ซ.ประเสริฐมนูกิจ 24 แขวงนวมินทร์ เขตบึงกุ่ม กรุงเทพฯ 10230	ทวิสุข วิสุภกาญจน์ กรรมการผู้จัดการ	Mobile : 06 2593 2359 Tel. : 0 2508 0244 Fax : -
DESIGN WIZARD CO., LTD. 90 Soi Prasert Manukij 24, Nawamin, Bueng Kum, Bangkok 10230	Mr. Tweesuk Wisupakan Managing Director	

www.designwizard.co.th, tweesuk@designwizard.co.th, info@designwizard.co.th

COMPANY	CONTACT	
บริษัท สพลินดิด ออร์กาไนเซอร์ จำกัด 168/55 ถ.นาคนิวาส แขวงลาดพร้าว เขตลาดพร้าว กรุงเทพฯ 10230	นิสรัตน์ ทองหมั่น กรรมการผู้จัดการ	Mobile : 08 6887 2931 Tel. : 0 2539 2215 Fax : 0 2539 2017
SPLENDID ORGANIZER CO., LTD. 168/55 Nakniwat Rd., Lat Phrao, Bangkok 10230	Ms. Nisarath Thongman Managing Director	

www.splendidorganizer.com, wandee.r@hotmail.com, nisarath.splendid@gmail.com

COMPANY	CONTACT	
บริษัท ซีเอ็มโอ จำกัด (มหาชน) 4/18-19 ซ.นวลจันทร์ 56 แขวงนวลจันทร์ เขตบึงกุ่ม กรุงเทพฯ 10230	มงคล ศิลธรรมพิทักษ์ กรรมการผู้จัดการ หน่วยธุรกิจ CM Play	Mobile : 08 1844 6335 Tel. : 0 2080 3888 ต่อ 1199 Fax : -
CMO PUBLIC COMPANY LIMITED 4/18-19 Soi Nuan Chan 56 Rd., Nuan Chan, Bueng Kum, Bangkok 10230	Mr. Mongkol Silthampitag Managing Director CM Play	
www.cmo-group.com, www.facebook.com, mongkol@cmo-gronp.com		

COMPANY	CONTACT	
บริษัท ดี เอ็กซ์พีเรียนซ์ ดี จำกัด 215 ซ.พหลโยธิน 40 ถ.พหลโยธิน แขวงเสนานิคม เขตจตุจักร กรุงเทพฯ 10900	พัชรี ตันเจริญ รองประธานกรรมการ	Mobile : 09 1761 2222 Tel. : 0 2006 8909 Fax : -
THE EXPERIENCE D CO., LTD. 215 Soi Phahonyothin 40, Phahonyothin Rd., Sena Nikhom, Chatuchak, Bangkok 10900	Ms. Patcharee Tunjaroen Vice President	
patcharee@exdth.com		

ผู้ให้บริการทางด้านขนส่งสินค้าอย่างเป็นทางการ
The Official Freight Forwarder Service Providers

COMPANY	CONTACT	
บริษัท โปรเกรสซีฟ โปรเฟสชั่นแนล เซอร์วิส จำกัด 603/104 ถนนนวลจันทร์ แขวงนวลจันทร์ เขตบึงกุ่ม กรุงเทพฯ 10230	วิษฐา จันท์สม เลขานุการ	Mobile : 09 0984 7881 Tel. : 0 2108 5822 Fax : -
PROGRESSIVE PROFESSIONAL SERVICE CO., LTD. 603/104 Nuan Chan, Nuan Chan, Bueng Kum, Bangkok 10230	Ms. Yawittha Jansom Secretary	
ppsprogressive@gmail.com		

COMPANY	CONTACT	
บริษัท โอเชียน แอร์ อินเตอร์เนชั่นแนล จำกัด 1249/219 อาคารเจมส์ทาวเวอร์ ชั้น 38 ซ.เจริญกรุง 47/3 ถ.เจริญกรุง แขวงสุริยวงศ์ เขตบางรัก กรุงเทพฯ 10500	พชรพล กล้าอยู่ ผู้จัดการฝ่ายขาย	Mobile : 08 2499 8987 Tel. : 0 2108 5822 Fax : -
OCEAN AIR INTERNATIONAL CO., LTD. 1249/219 Gems Tower, 38 th Floor, Soi Charoen Krung 47/3, Charoen Krung Rd., Suriyawong, Bang Rak, Bangkok 10500	Mr. Podcharapol Klayoo Sales Manager	
www.oceanairinter.com, podcharapol@oceanairinter.com		

COMPANY	CONTACT	
บริษัท โรเจอร์ กรุงเทพ จำกัด 90/1 ม.4 ถ.บางนา-ตราด กม.15 ต.บางโคลง อ.บางพลี จ.สมุทรปราการ 10540	วิศรุต สายพัฒน์ นำเข้า-ส่งออก	Mobile : 08 1309 8279 Tel. : 0 2752 6417 ต่อ 334 Fax : -
ROGERS BANGKOK CO., LTD. 90/1 Moo 4 Bangna-Trad Rd., KM.15, Bang Chalong, Bang Phli, Samutprakran 10540	Mr. Witsarut Saipat Import & Export	
www.rogers-asia.com, exhibitions@rogers-asia.com		

ผู้ให้บริการอย่างเป็นทางการ ด้านทำความสะอาดรถยนต์และรถจักรยานยนต์
The Official Cleaning Service Providers

COMPANY	CONTACT	
บริษัท เอ็ม ซี จี มิ่งทิพย์ คลีนนิ่งแอนด์การ์เด้น จำกัด 87-87/1 ซ.ร่มเกล้า 3 ถ.ร่มเกล้า แขวงแสนแสบ เขตมีนบุรี กรุงเทพฯ 10510	มาลี มณฑากลิบ กรรมการผู้จัดการ	Mobile : 08 1925 9836 Tel. : 0 2917 3675 Fax : -
MCG MINGTIP CLEANING AND GARDEN CO., LTD. 87-87/1 Soi Romkiao 3, Romkiao Rd., Saen Saep, Min Buri, Bangkok 10510	Ms. Malee Montagreeb Managing Director	
mcg_mingtip@hotmail.com		

ผู้ให้บริการทางด้านการนำเสนอการแข่งและโชว์
The Official Presentation Service Providers

COMPANY	CONTACT	
บริษัท ซีเอ็มโอ จำกัด (มหาชน) 4/18-19 ซ.นวลจันทร์ 56 แขวงนวลจันทร์ เขตบึงกุ่ม กรุงเทพฯ 10230	มงคล ศีลธรรมพิทักษ์ กรรมการผู้จัดการ หน่วยธุรกิจ CM Play	Mobile : 08 1844 6335 Tel. : 0 2088 3888 ต่อ 1199 Fax : -
CMO PUBLIC COMPANY LIMITED 4/18-19 Soi Nuan Chan 56, Nuan Chan, Bueng Kum, Bangkok 10230	Mr. Mongkol Silthampitag Managing Director CM Play	
www.cmo-group.com, www.facebook.com, mongkol@cmo-gronp.com		

COMPANY	CONTACT	
บริษัท อี เอ็ม ดี ออร์แกนไนเซอร์ จำกัด 299/75 หมู่บ้านอารียาแมนดารินา ถ.สุทธิสารวินิจฉัย แขวงสามเสนนอก เขตห้วยขวาง กรุงเทพฯ 10310	ชัยวัฒน์ สิริสังกัส กรรมการผู้จัดการ	Mobile : 08 5058 2506 Tel. : 0 2560 2479 Fax : -
E M D ORGANIZER CO., LTD. 299/75 Areeya Mandarin Village, Suthisan Vinitchai Rd., Sam Sen Nok, Huai Khwang, Bangkok 10310	Mr. Chaiwat Sirisanggas Managing Director	
www.eme.co.th, jureeporn.net@gmail.com		

COMPANY	CONTACT	
บริษัท 프리เซนเทีย จำกัด 1213/381 ซ.ลาดพร้าว 94 ถ.ลาดพร้าว แขวง/เขตวังทองหลาง กรุงเทพฯ 10310	สมพงษ์ ทรัพย์ธนะอุดม ผู้อำนวยการฝ่ายการผลิต	Mobile : 08 1638 6439 Tel. : 0 2559 3417 Fax : 0 2559 3949
PREZENTIA CO., LTD. 1213/381 Soi Lat Phrao 94, Lat Phrao Rd., Wang Thonglang, Bangkok 10310	Mr. Sompong Saptanaudom Production Director	
www.prezentia.com, sompong.pzt@gmail.com, Facebook: PREZENTIA 1994		

COMPANY	CONTACT	
บริษัท ปิโก (ไทยแลนด์) จำกัด (มหาชน) 10 ซอยลาซาล 56 ถนนสุขุมวิท แขวงบางนาใต้ เขตบางนา กรุงเทพฯ 10260	ชยพล กัลปพงศ์ ผู้อำนวยการฝ่ายกลุ่มลูกค้า	Mobile : 09 5525 4459 Tel. : 0 2748 7007 Fax : 0 2748 7589
PICO (THAILAND) PUBLIC COMPANY LIMITED. 10 Soi Lasalle 56 Sukhumvit Rd., Bang Na Tai, Bang Na, Bangkok 10260	Mr. Chayaphol Kalapaphong Executive Director	
www.picothai.com, chayaphol@picothai.com		

ผู้ให้บริการทางด้าน แสง เสียง ภาพ อย่างเป็นทางการ
The Official Light, Sound & Visual Service Providers

COMPANY	CONTACT	
บริษัท ไลท์ซอร์ส จำกัด 497-497/1 ซ.ลาดพร้าว 64 ถ.ลาดพร้าว แขวง/เขตวังทองหลาง กรุงเทพฯ 10310	สาธิตา สืบเนียม เจ้าหน้าที่ประสานงานโครงการ	Mobile : 09 5204 6829 Tel. : 0 2935 5890 Fax : 0 2935 5899
LIGHT SOURCE CO., LTD. 497-497/1 Soi Lad Phrao 64, Lad Phrao Rd., Wang Thonglang, Bangkok 10310	Ms. Satida Suebniam Project Executive	
www.lightsource.co.th, mkt@lightsource.co.th		
COMPANY	CONTACT	
บริษัท พีเอ็ม เซ็นเตอร์ จำกัด 4/22 ซ.นวลจันทร์ 56 แขวงนวลจันทร์ เขตบึงกุ่ม กรุงเทพฯ 10230	ธนพล จุ้ยเจริญ ประธานบริหารฝ่ายปฏิบัติการ	Mobile : 08 6256 4266 Tel. : 0 2091 9888 Fax : -
PM CENTER CO., LTD. 4/22 Soi Nuan Chan 56, Nuan Chan, Bueng Kum, Bangkok 10230	Mr. Thanapon Juicharoen Chief Operating Officer (COO)	
www.pmcenter.co.th, thanapon@pmcenter.co.th info@pmcenter.co.th		
COMPANY	CONTACT	
บริษัท เอ.วี. ซิสเต็มส์ จำกัด 17 ซ.ลาดพร้าว 93 ถ.ลาดพร้าว แขวงคลองเจ้าคุณสิงห์ เขตวังทองหลาง กรุงเทพฯ 10310	วรรณิภา เพือกประพันธ์ ประสานงานโครงการ	Mobile : 08 1402 8089 Tel. : - Fax : -
A.V. SYSTEMS CO., LTD. 17 Soi Lad Phrao 93, Lad Phrao Rd., Klong Chao Khun Sing, Wang Thonglang, Bangkok 10310	Ms. Wannipa Phaugprapur Production co-ordinator	
www.avgroupthailand.com, avprojectsbkk@gmail.com, nok.wannipa@gmail.com		
COMPANY	CONTACT	
บริษัท นอกซ์ บางกอก จำกัด 10 ซ.ลาซาล 56 แขวงบางนาใต้ เขตบางนา กรุงเทพฯ 10260	นิวัฒน์ แซ่เอี้ยว ผู้ช่วยผู้จัดการทั่วไป	Mobile : 08 1359 3551 Tel. : 0 2748 7007 Fax : 0 2748 7590
NOX BANGKOK CO., LTD. 10 Soi Lasalle 56, Bang Nna Tai, Bang Na, Bangkok 10260	Mr. Niwat Sae-Eure Assistant General Manager	
www.picothai.com, niwat@picothai.com		
COMPANY	CONTACT	
บริษัท เวย์ ไลท์ ซิสเต็ม จำกัด 14/226 ม.2 ต.พิมลราช อ.บางบัวทอง จ.นนทบุรี 11110	दनัย อาจหาญ กรรมการผู้จัดการ	Mobile : 08 1915 0673 Tel. : 0 2924 1231 Fax : -
WAY LIGHT SYSTEM CO., LTD. 14/226 Moo 2, Pimon Rat, Bang Bua Thong, Nonthaburi 11110	Mr. Danai Arjharn Managing Director	
www.waylight.co.th, info@waylight.co.th		

COMPANY	CONTACT	
บริษัท มีเดีย วิชั่น (1994) จำกัด (สำนักงานใหญ่) 20, 22 ซ.งามวงศ์วาน 6 แยก 2 ถ.งามวงศ์วาน ต.บางเขน อ.เมือง จ.นนทบุรี 11000	กัญกร อรุณโรจน์ ผู้ช่วยกรรมการผู้จัดการ	Mobile : 09 6999 6666 Tel. : 0 2951 0101 Fax : 0 2965 9679
MEDIA VISION (1994) CO., LTD. 20, 22 Soi Ngamwongwan 6, Intersection 2, Ngamwongwan Rd., Bang Khen, Mueang, Nonthaburi 11000	Ms.Kanyakorn Aroonroch Assistant Managing Director	

www.mediavision1994.com, info@mediavision1994.com

COMPANY	CONTACT	
บริษัท ฟอว์เฟเวอ์ เน็ทเวอร์ค จำกัด (สำนักงานใหญ่) 101/4 ซ.รามคำแหง 50 ถ.รามคำแหง แขวงห้วยหมาก เขตบางกะปิ กรุงเทพฯ 10240	คุณปรีชา ศิริบุญส่ง กรรมการผู้จัดการ	Mobile : 08 1646 9918, 08 6374 7599 Tel. : 0 2732 0117 Fax : 0 2378 1880
FOREVER NETWORK CO., LTD. 101/4 Soi Ramkhumhaeng 50, Ramkhumhaeng Rd., Hua Mak, Bang Kapi, Bangkok 10240	Mr.Preecha Siriboonsong Managing Director	

www.forever-network.com, for_net@yahoo.com

COMPANY	CONTACT	
บริษัท อี เอ็ม ไลท์ ซิสเต็ม จำกัด 44 ม.18 ต.บึงคำพร้อย อ.ลำลูกกา จ.ปทุมธานี 12150	คุณเดช อินตะนนท์ กรรมการผู้จัดการ	Mobile : 08 4146 4972 Tel. : 0 2560 2479 Fax : -
E M LIGHT SYSTEM CO., LTD. 44 Moo18 Bueng Kham Phroi, Lam Luk Ka, Pathum Thani 12150	Mr.Deth Intanont Managing Director	

emlight.system@gmail.com, carrot_cr@hotmail.com, jureepomn.net@gmail.com



The 46th Bangkok International Motor Show 2025

Construction schedule is varied, based on individual construction area.

To request for the special badge (Orange Badge), such request can be submitted from March 22, 2025 at room C15, located backside of Challenger 3.

All official service providers must inform your customers and related persons to request for this special badge, which will be arranged with transparent plastic holder and neck strap. The badge must be presented at all time while inside the hall. In any case, if the organizer finds anyone not holding the badge, such person will be asked to leave the hall.

The Exhibitors and the Service Providers are required to study the construction schedule of each construction area, which the construction date is varied based on individual area, please refer to the area codes accordingly. The construction work can be executed following the date determined in the construction schedule, of which can be started from 8.00 hours onward (through a 24-hour basis) until the 12.00 hours of March 23, 2025, which is its end of the timeline.

The Official Service Providers must complete all construction works and system installations, and hand over the booths to the Organizer for inspection on March 23, 2025 by 12.00 hours. Thereafter, the Organizer will turn on a full system of air-conditioning and electricity. The performances are allowed to be practiced from 12.00 hours until 17.45 hours, which is its end of the practice time and the operation in all areas. Everyone is kindly asked to leave the hall from 17.45 to 18.00 hours.

From 18.00 to 19.00 hours, the Organizer will inspect all construction, decoration and public utility works within the booths, and also test the central public utility system to be prepared for the event for 1 hour. From 19.00 to 24.00 hours, the Organizer will start carpeting a walkway and decorating all common areas.

In case of corrections in any parts of the booth, it is allowed to reenter from 19.00 to 24.00 hours by submitting the request form for entry permission. All details, regarding the purpose of re-entry, the length of working time, the public utility system and its position required to use, and the actual number of workers, must be specified. It is not permitted to reserve the entry ticket more than the actual number of workers. The Organizer will issue the overtime working badge (orange badge) and inspect the number of workers in each booth. The incurred expenses comprise a fee based on work duration and public utility consumed.

From 19.00 to 24.00 hours of March 23, 2025, for security control after all works of the day are completed, only a person with an overtime working badge (orange badge) is allowed to enter. The Organizer will inspect the operation at all times, and the workers shall perform within their booths only. Thus, all systems in the area of which is not requested for permission will be turned off for security.

Remark: The orange badge must be covered with a transparent plastic holder in either neck hanging type or chest type, which is required to provide on their own. The size can be asked from the Organizer. The badge must be presented at all times while inside the hall. In any case, if the Organizer finds anyone not holding the badge, such person will be asked to leave the hall.

Meaning and scope of work

The meaning of specific words, the representative terms, and a brief scope and function of involved parties are listed below:

Grand Prix International Public Company Limited	hereinafter referred to as “Organizer”
IMPACT Exhibition Management Co., Ltd.	hereinafter referred to as “IMPACT”
Client Company, which purchases exhibition space	hereinafter referred to as “Exhibitor”
Officially appointed service Company	hereinafter referred to as “Service Provider”

“Organizer”

refers to the provider of public utility and exhibition space allocated for Exhibitor, and is entitled to supervise and grant approval to the drawing, construction, presentation, light, sound and visual show as to comply with the regulations prescribed in this Exhibitor’s Manual for the equality and justice of every Exhibitor.

“IMPACT”

refers to the owner of the exhibition venue who provide the entire exhibition space including public utility, power supply, telephone, internet, parking space, food & drink as well as public transportation to facilitate the show.

“Exhibitor”

refers to the company, partnership and / or store who rent out a space from the Organizer. Each Exhibitor must work in collaboration with all related categories of the Official Service Providers.

“Official Service Provider”

refers to the Service Providers who are entitled by the Organizer to provide various categories of work such as booth decoration, construction drawing, presentation & show, light sound & visual system as well as freight forwarder. The official Service Providers must conduct their work to the extent as officially assigned only.

“Sub-Service Provider”

refers to those Service Providers whose name are not listed in this manual. In case the Sub-Service Provider’s drawing is chosen by the Exhibitor, such Sub-Service Provider must contact the Official Service Provider of a related category to request for a permission to work on behalf of such Official Service Provider.

The Official Service Provider who entitles a Sub-Service Provider to conduct the work on behalf of its name, is bound to

coordinate with the Organizer on every aspect and is responsible for every act that against the construction rules as well as any incomplete work or so not comply with the procedure prescribed by the organizer. In case a Sub-Service Provider acts against rules and regulations, its Official Service Provider will be imposed with a fine penalty and point deduction as well as other responsibility as if the violation was executed by themselves.

Definition

Construction Work Inspection

The Organizer gives priority to the work inspection in order to ensure that all works are being conducted under the same basis within the designated areas; to ensure and reserve the equal right of all parties that the construction shall not obscure one another; and to facilitate every aspect of public utility work.

The construction work of each booth must comply with the construction drawing and rules determined by the Organizer including the height (as prescribed in No. 22). The construction area shall be approximately two-thirds of the total booth area. Therefore, the construction drawing will be inspected for the correctness that complies with the construction rules set forth by the Organizer and only the drawing which complies with construction rules and specified dimension will be approved. However, for the booth strength and bearing capacity, a certification issued by an authorized architect and / or engineer must be attached with the drawing and the design calculation sheet of both single and double story structure and other related construction to the organizer.

If unpleasant situations occur to the booth structure such as booth's damage, fall down or collapse, the Organizer will take it as guilt of the Official Service Provider and the engineer who approved the drawing respectively depending on how severe the case may be.

The objectives of Exhibitor's manual

1. To build common understanding in rule & regulation and to execute the work in the same direction among the Organizer, Exhibitors and Official Service Providers.
2. To preserve the right equally for every Exhibitor by mean of regulation stated in this Exhibitor's manual.
3. To be used as a basis for various operations and work procedures between the organizer and exhibitors. and official service providers Including the IMPACT event venue.
4. To make you aware of the rules and penalties in cases where official service providers violate construction regulations, the organizer will take steps starting from Verbal warning, Remind with documents and deduct points, which will affect the evaluation and selection of official service providers for the next event.

The Exhibitor and all categories of Service Providers are required to study this construction manual comprehensively and strictly follow all the required rule & regulation, especially the general construction rules and regulations section, which incorporates the strict requirements of IMPACT and the construction work imperatives of the Organizer. Detailed study of this manual shall be benefit for Exhibitors and all categories of the Official Service Providers.

The Organizer's role is that of a landlord. It may allow or disallow any category of Service Providers to work in the building at its own discretion.

The construction rules and regulations shall apply to all areas and operations of all categories of Official Service Providers, who must observe these rules and regulations as a basis for their work. Appointed Service Providers shall not work in those categories or cross-functional work in which they have not been appointed. Service Providers and Exhibitors should study the rules and regulations in order to align their understanding of work functions and to seek convenience from the Organizer.

The areas within Challenger Hall 1-3 are restricted whereby the Exhibitor is required to use the services in each category from the Official Service Providers appointed by the Organizer. Employing Sub-Service Providers not formally appointed to perform construction work or other types of service such as acting, freight forwarding, installing light and sound systems, or cleaning in these areas is strictly prohibited.

An officially recognized Service Provider is the Service Provider selected and evaluated by the Organizer, assessed against the requirements of ISO 9001:2015 quality system standard.

Service Providers are classified into following categories:

1. Construction Service Provider
2. Presentation Service Provider
3. Freight Forwarder Service Provider
4. Light, Sound & Visual Service Provider
5. Booth Cleaning Service Provider
6. Car & Motorcycle Cleaning Service Provider

1. Construction rules and regulations

The Organizer has incorporated rules and regulations issued by the Organizer and IMPACT into this manual. Moreover, the Organizer also holds the annual meeting for the Official Service Providers to find out the strong points and what needed to be improved. As a consensus of the meeting agreement, rules and regulations shall be changed and / or modified accordingly to meet the international standard. The Organizer has referred to the operation principle of the global events and use them as the root for Rules and Regulations of Bangkok International Motor Show.

1.1 Safety shall be given first priority among all considerations: If an accident arises out of faulty work performance within a space, and the construction thereupon causes damage to the own booth and / or the other booths including personal injury to a third party, the Service Provider occupying that space shall be fully liable for the damage incurred without any dispute, and 1 point shall be promptly deducted every time such event occurs.

1.2 The strength and stability of construction: The decorative parts and construction materials must be strong and stable. If the Organizer detects that either the construction or the decorative part is likely to fall down or drop down or collapse, the Organizer shall ask for permission to discontinue and inspect the work in order to make correction till completion before re-opening such space for use, both during the construction period and during the exhibition period.

1.3 Construction and decoration: Construction shall be based entirely on the drawings approved by the Organizer. Performing construction work other than prescribed in the drawings is not allowed, and in case the Organizer discovers such conduct, it shall require that the Service Provider involved make corrections or changes so as to comply with the approved drawing details and consequently deduct 1 point.

1.4 The Organizer shall monitor the work performance of all categories of official Service Providers based on the work schedules that the Service Providers have submitted: In case there is no work progress, and upon verification of the work performance against the drawings it could be judged that the construction work cannot be completed on time, the Organizer shall assume full control of the construction work of the respective booth and let the official Service Provider(s) of the respective category assist in the construction work in order to meet the target completion date whereby the official Service Provider which could not deliver punctual output must be evaluated according to the Organizer's regulations and shall be suspended either temporarily or permanently at the discretion of the Organizing Committee based on the volume of work.

1.5 Work performance inspection: Details are divided into 3 steps as follows:

Step 1 The Official Service Provider must submit the construction drawings, electrical drawings, light and sound system drawings, exhibit and show drawings, and drawings of show and pretty clothing to the Organizer for approval before proceeding; and public utility request forms shall be filed within the specified date. The construction drawings shall include: 1.1

Two sets of true color perspective pictures accompanied with their 3D file;

- 1.2 Front-view, top-view and side-view cross-section diagrams;
- 1.3 Booth floor plan, electrical schematic diagram, light sound and visual system diagram;
- 1.4 Clear and comprehensive width, length and height information;
- 1.5 Location of fire extinguisher and electrical control point must be specified in the floor plan and diagrams;
- 1.6 Construction of double storey booth, electric post and tower requires engineer's approval;
- 1.7 Two sets of construction, light, sound and visual as well as presentation drawings and a copy in a USB flash drive, shall be submitted to the Organizer whereby the Organizer shall stamp the drawings as the proof of approval;
- 1.8 Steps of work performance table, which can be obtained from the Organizer, shall accompany the construction drawings; and

- 1.9 Narration on how the booth design concept aligns with the product and objectives of the Organizer. In case submission of the aforementioned drawings and documents by the official Service Providers and Sub-Service Providers is delayed or incomplete, a penalty of 1 point per booth or a fine of 30,000-50,000 Baht shall be imposed.

Various types of delivery, the organizer has designated service providers. There are 4 types of duties that must be taken for inspection:

1. construction decoration

1.1 Plan 1.2 Structural plan 1.3 Perspective 3D image 1.4 Concept Booth 1.5 2-story booth, certification document from structural engineer

2. light sound system

2.1 Plan 2.2 Light, sound, and visual equipment 2.3 Calculation of the weight of the touch and the weight of the electric hoist There must be an engineer's certification.

3. Presentation and show format

3.1 Pretty outfit styles Presenters and performers 3.2 Presentation and show format 3.3 Special shows, such as bringing in celebrities, artists, singers or concerts, must be notified and must be approved by the organizer. in writing before performing

Those aforementioned drawings must be submitted within [February 14, 2025](#) for the Organizer to examine and approve before proceeding with the construction. Approval shall be regarded as complete when drawings are signed and stamped by the Organizer. **Submission via facsimile or e-mail shall not be accepted.** Drawings must be submitted by hand at the following address, together with accompanying person to explain the details thereof.

Grand Prix International Public Company Limited

Building 2, 2nd Floor, 4/299, Soi Ladplakhao 66, Ladplakhao Rd, Anusawaree Sub-district, Bangkhen District, Bangkok 10220

Submission of all drawings must be attached accordingly with particular public utility request form **within the date determined in such request form.**

Step 2 Construction and dismantling inspection

1. Construction time control and monitoring shall be based on the work schedule submitted to the Organizer.
2. The Organizer shall verify whether the construction work has been performed based on approved drawings.
3. Personnel's work performance assessment shall be made against construction rules and regulations.
4. Post-dismantling inspection shall be conducted to find any damage to the exhibition space.

Step 3 Inspection during exhibition period

The Organizer shall inspect for any damage to booth construction and decorative parts during exhibition period. If worn or damaged parts are found to be hazardous, the Organizer shall inform the person in charge of the booth to restore them to normal operating conditions before putting back into use. Official Service Providers shall comply strictly with the procedures set forth by the Organizer. If the Official Service Provider's work progress in various steps is delayed or noncompliant, a point deduction shall be imposed and the Official Service Provider's performance shall be evaluated accordingly.

2. Prohibitions

2.1 Booth construction and decoration work beyond the determined area is strictly prohibited; construction and decoration works can be performed within the border lines of the designated area only. No parts shall protrude beyond the designated area both across the horizontal dividing lines and across the imaginary vertical dividing lines.

2.2 Drilling, hammering, dragging with any kind of material is strictly forbidden if driven into the original building structure, such as floor and wall for any purpose. In case the Organizer discovers such conduct, it shall require that the Official Service Provider will be fined for the loss and / or damage fee, and 1 point deduction will be imposed.

2.3 Use of electric power through the outlets around the Challenger Hall is strictly prohibited. Failure to observe this requirement shall lead to the imposition of 5,000 Baht fine per outlet and 1 point deduction.

2.4 Walkway, fire escape route, common area shall be free of obstruction and construction materials at all times. If the Organizer finds the belongings left or placed thereupon, it shall have a Freight Forwarder Service Provider remove those articles at an instant.

2.5 Food and drink are strictly prohibited in the Challenger Hall buildings and goods loading / unloading areas, except in the provided areas.

2.6 Drinking alcoholic beverage is strictly forbidden in the buildings and construction areas. Failure of the Official Service Provider to adhere to this requirement shall result in work suspension and subsequently 2 points deduction at an instant.

2.7 Use of the building's ceiling to fasten with any booth structure or for any other purpose except where the ceiling is used for hanging truss structures for installing the video, light & sound system, and for shows and performances intention **is strictly prohibited.**

2.8 Do not use any controlled substance or have any kind of illegal substance in possession. Violators shall be prosecuted under the laws of the Kingdom of Thailand.

2.9 Smoking is not permitted; it is strictly forbidden in the exhibition hall, but is allowed in the provided area.

2.10 Personnel and security guards are strictly prohibited from staying overnight in the booth except as allowed with the written permission issued by the Organizer.

2.11 Use of rubber adhesive in the building during 8.00–24.00 hrs. is strictly forbidden for the fact that the odor and chemicals will disturb others and may cause harm to those in the vicinity. However, the use of rubber adhesive is allowed from 24.00 hrs. to 06.00 hrs. on March 18–23, 2025 only. The use of rubber adhesive outside the prescribed hours is strictly forbidden.

2.12 Use of table mounted electric circular saw in the building is strictly forbidden while small electric handsaw equipped with safety guard is allowed.

2.13 Publicity outside the assigned booth area is strictly prohibited. Sales and distribution of articles, especially through the use of a mascot for all types of publicity shall not be allowed.

2.14 Use of balloon inflated with any kind of gas which allow the balloon to float **is strictly forbidden.**

2.15 Sales and distribution of all types of foods and drinks to visitors are strictly prohibited. According to the contract made by and between IMPACT and the Organizer, it is clearly stated that IMPACT is granted the sole license to provide food and drink service within the exhibition area. Should there be any exhibitor wish to acquire food and drink service within the exhibition hall provided by other source of provider and / or wish to receive food and drink service in order to hold a banquet or a reception party, please contact...

IMPACT Exhibition Management Co., Ltd.

99 Popular Road, Banmai Sub-district,

Pakkred District, Nonthaburi 11120

Tel. +66 (0) 2833-5252 Fax. +66 (0) 2833-5253

2.16 Waste materials generated by construction activities such as scrap wood, thinner, oil or other inflammable materials left after construction completion at IMPACT **shall be cleared out** by the Service Provider. Disposing the wastes in any trash container belonged to IMPACT is also strictly prohibited.

2.17 Use of wall and / or floor sanding machine that causes dust inside the hall **is strictly prohibited.**

2.18 Any kind of spray painting inside the hall **is strictly prohibited.**

2.19 Use of fog generator or smoke machine and dry ice inside the hall **is strictly prohibited.**

2.20 Any action against the construction rules and regulations prescribed in this manual is strictly prohibited. In case of any doubt, the person in charge shall consult the Organizer before proceeding with the construction or any other actions.

2.21 Starting any type of vehicle with the air conditioning system turned on is strictly prohibited throughout the show period.

3. Regulations

3.1 Transportation and handling of construction equipment and booth structure into the exhibition hall require the service of the Official Service Provider, herein refers to Progressive International Service Co., Ltd. This requirement is in the conformity of the transportation and freight handling regulations. This will reduce the risk of damage which may occur to the exhibition hall and other exhibitors as well.

3.2 Moving freights into the building which requires the use of auxiliary handling equipment such as forklift truck, towing equipment or crane, etc. shall be performed by Progressive International Service Co., Ltd. who is assigned as the Official Freight Forwarder Service Provider only.

3.3 Importation of foreign labour to work at the Bangkok International Motor Show requires obtaining of a Thailand employment visa from the Thai embassy in the country of labour origin. Foreign workers must secure a work permit before start working; otherwise the employer may be legally prosecuted upon an inspection visit of government officials.

3.4 Fire extinguishers, ventilation fans, and trash containers must be brought into the premise on March 18, 2025, subject to the inspection by the Organizer.

3.5 Installation of electric post and tower requires a bottom supporting plate with the size of 1.00 x 1.00 meter, and the information of which shall be submitted for approval together with the drawings. It is required that the Organizer shall be informed to inspect the installation of the electric post and tower, which the approval must be granted before complete with the flooring material.

3.6 The use of hydraulic system for lifting and lowering vehicles at the height not exceeding 3.50 meters is allowed, whereas using such system to lift up and hold a vehicle all the time is not allowed, subject to the safety assessment with the drawing submitted to the Organizer.

3.7 Construction area entry permission shall only be granted by the Organizer to each category of the Official Service Providers. Those being allowed entry are requested for cooperation to adhere to the following regulations:

1. Wearing a hard hat at all-time when enter the construction area.
2. Wearing an Official Service Provider shirt, and trousers.
3. Wearing protective shoes.
4. Wearing an Official Service Provider badge, on the chest area only (The badge holders must supply for their own plastic badge cover.).

3.8 A signboard or schedule board for telling the time of show performance is required in all areas where automobiles and motorcycles are exhibited. The time indicator shall be installed so as to be clearly visible in telling the time of the next show which is a part of the regulations.

3.9 There is no objection to using trusses as a decorative part or for installing a sign board. The Organizer permits the display of a company name board on the truss subject to the condition that the board must be affixed to the truss itself, the board height is not more than 1.30 meter, and the booth structure shall not be connected to any part of the board.

3.10 All construction work shall be completed by March 23, 2025 on or before 12.00 hours, where the Service Provider shall hand over the booth to the Exhibitor on time so that the Organizer may perform a compliance assessment against system requirements.

3.11 The Construction work inspection will be executed on **March 23, 2025 from 18.00 hrs. to 19.00 hrs.** in order to examine every systems and security control in all booths. Therefore, the exhibition hall will be closed for one hour and everyone is kindly asked to leave the hall during the specified time for a test run on every systems and booth inspection. Exhibitors and all categories of Service Providers are allowed to resume their work again from 19.05 hrs. onward. Upon the continuation of the work, only the person with the special orange badge issued by the Organizer is allowed to re-enter the exhibition hall (The orange badge can be requested from the Organizer in which one badge can be exchanged for one person only.). This special orange badge must be presented in a clear plastic holder with neck strap, and shall be returned in good condition. In case of loss, 200 Baht fine will be imposed for each badge.

3.12 The height of the automotive stand shall not exceed 80 centimeters except in the area with decorative parts for displaying the vehicle; in the case of which permission is required from the Organizer before commencing any construction.

3.13 Raised floor construction for adjusting floor level is allowed. Every exhibition booth is required to raise its floor at least 10 millimeters but not higher than 20 centimeters whereby the surface must be covered with carpet or flooring material. However, the booth entry walkway shall be sloped upwards, and sharp edges and angles which pose danger to visitors shall be rubber-lined. Aluminum plate shall not be used because its sharpness is hazard-prone.

3.14 Bringing vehicles into Challenger Hall 1-3 for exhibiting is scheduled for between March 22, 2025 at 17.00 hours and March 23, 2025 at 17.00 hours. After the said date and time at 19.00 hours, the Organizer shall begin carpeting the walkways. Taking vehicles out of the building on the exhibition days shall be allowed after working hours only, whereby a proxy document issued by the director of the vehicle owner company shall be presented for obtaining permission to take the vehicle out of the building.

3.15 The Organizer has arranged for a vehicle test zone for car exhibitors only in the P9 car park area.

3.16 With regard to staff rooms for Challenger Hall 1-3 Exhibitors, the Organizer has arranged containers for rent as staff rooms for booth and pretty personnel. The containers are located behind the LOADING area. Notification shall be made within March 5, 2025 if a staff room is required.

3.17 The Official Service Provider Selection and Assessment

Offensive acts against the construction rules and regulations: In case of any offensive act against the construction rules and regulations is discovered, the Organizer shall impose;

Step 1 a verbal warning,

Step 2 a written warning,

Step 3 a point deduction (if more than 2 points are deducted, such Official Service Provider may be terminated from being an Official Service Provider.)

Step 4 a work suspension and may be asked to leave the exhibition venue.

The Service Provider Awards: For the Service Provider whom the construction rules and regulations are strictly observed and never been imposed to any point deduction, or those with the smallest point deducted will be considered as the best Service Provider of each category.

3.18 Obtaining permission to work after working hours each day during exhibition period may be done after the working hours at Room C15 before 19.00 hours of the day for which permission is requested. The incurred expenses comprise a fee based on work duration and electricity consumed.

4. Structure and Third Party Insurance

Structure Insurance and Third Party Insurance are the responsibilities of the Service Providers and Light, Sound and Visual Service Providers. And the evidence of insurance payment must be presented to the organizers. In case of any accident inside your area without Structure Insurance and Third Party Insurance, thus the booth owners will be responsible for those damages and any expenses at unlimited financial amount. The Organizer has appointed an insurance agent to offer on-site insurance service. Further information could be obtained from Khun Pijak Srimahapholworakit (Viriyah Insurance) Tel: 08 1399 9698, 08 9924 8769
LINE ID : Pijacky

Sample calculation:

Insurance premium for 1st category: property insurance

Sum insured	2,000,000.00	Baht
Net premium	7,500.00	Baht
Duty	30.00	Baht
Tax	527.10	Baht
Total premium	8,057.10	Baht

Insurance premium for 2nd category: third party liability insurance

For the liability arising from basic medical treatment caused by an accident within the premises insured, payment for the actual liability shall not exceed 100,000 Baht / person in each incident, and maximum amount shall not exceed 500,000 Baht throughout the insurance period

Net premium	5,000.00	Baht
Duty	20.00	Baht
Tax	351.40	Baht
Total premium	5,371.40	Baht

Insurance premium per policy: 1st category premium plus 2nd category premium

Net premium	12,500.00	Baht
Duty	50.00	Baht
Tax	878.50	Baht
Total premium	13,428.50	Baht

(Privilege) Insurance premium for 3rd category: Official Group Insurance (PAG) (Start 100,000)

Life Insurance	100,000.00	Baht
Medical Treatment Fee	10,000.00	Baht
Net premium	120.00	Baht
Duty	1.00	Baht
Value Added Tax	-	
Total premium	121.00	Baht

5. Presentation and show performance

The Organizer shall allow only the official Presentation Service Providers appointed by the Organizer (see the list in the Official Service Providers section) to control the presentation and show performance in accordance with the time table, which can be obtained from the Organizer. All Exhibitors wishing to present or perform shows shall submit the presentation and show performance scheme to the Organizer to obtain prior approval.

Presentation and show performance rules and regulations

- 1. These rules and regulations** apply to all areas of the exhibition halls.
- 2. The presentation and show performance as well as the costume of presenter, actor and actress must be in the conformity as approved by the Organizer.** Should there be any non-conformity to the costume, the Organizer shall ask for proper correction as approved before the next round of the show performance. The Official Service Provider is responsible for the control of shows and presentations in all exhibition areas.
- 3. All presenters, MCs, actors, makeup artists and hairdressers** shall register for an entry ticket within March 5, 2025; whereby information on their roles and duties according to their work category shall be clearly provided (using Form 12). The Organizer has provided a common dressing room, located on the ground floor of parking area, Challenger Hall 3 for all presenters, which will be in service between 06.00–22.00 hrs. This dressing room serves as a common room, thus using the room for private purposes is strictly forbidden.
- 4. Show performance in the air through the use of sling must connect with the hanging truss structures that separated from truss structures for light and sound.** The sling connected directly to the building structure is not allowed and such truss structure used for the performance must be submitted to the Organizer for prior approval within the determined date and time.

- 5. Official Presentation Service Providers are not allowed to** request to the official Light, Sound and Visual Service Providers

to emit sound for any presentation and performance at levels in excess of the limit specified by the Organizer. If the Organizer detects or a complaint is filed for a violation of this provision, the Organizer shall record the non-conformity and impose 1 point deduction each time such violation is discovered, which will have an effect over the subsequent selection decision.

6. Show performance staged outside the assigned booth space is strictly forbidden. This provision effect all kind of the show.

7. Performing a show or operating amplified sound equipment outside the time slot scheduled for each booth or in excess of the duration specified by the Organizer is not allowed. Timing shall be based on the reference clock which the venue has arranged for. All Official Service Providers and Exhibitors shall calibrate their clocks against the venue's reference clock.

8. Presenting obscene show or acts contrary to good morals is strictly prohibited. If the Organizer detects or a complaint is filed for a violation of this provision, the Organizer reserves the right to withhold such show at an instant, and 1 point deduction shall be imposed to the Official Service Provider of the concerned category. Moreover, the Exhibitor and / or the Official Service Provider who entitled as the employer of such obscene show may be prosecuted by a government officer.

9. A signboard or schedule board for telling the time of show performance is required in all areas of Challenger Hall 1-3. The time indicator shall be installed so as to be clearly visible in telling the time of each show performance. As this is a part of the regulations, failure of the Service Provider to abide by this requirement shall result in 1 point deduction.

6. Badges Usage Regulations

The Organizer has provided various categories of badges which define benefit, right and duty differently from each kind to help facilitate your operation and for a proper inspection control. Accessing the exhibition hall incorporated various strict rules including the scope and timing given to the following badges;

1. Exhibitor Badge: For Exhibitors' staffs whose task is to station at their booth.
Set up period: Valid from March 18 to March 23, 2025
Show period: Valid from March 24 to April 6, 2025
Dismantling period: Valid from April 7 to April 8, 2025
2. VIP Badge: For Exhibitors' Executives.
Valid from March 24 to April 6, 2025
3. Special Guest Badge: For Exhibitors' Invitees.
Valid from March 24 to April 6, 2025
Complimentary Ticket (Soft Type): Arranged for Exhibitors to distribute to their customers and others.
Valid from March 26 to April 6, 2025
4. Official Service Provider Badge: Arranged differently to each type of the Official Service Provider's personnel in which they are a member.
5. Pretty & Presenter Badge: For Pretty, Presenter, Actor, Actress and Emcee.
Valid from March 23 to April 6, 2025
6. Staff Badge: For make-up artist, costumier, etc.
Valid from March 23 to April 6, 2025
7. Special Badge (Orange): For granting privilege beyond normal operation hours.
Valid on March 23, 2025: 18.00-24.00 hours.
Valid from March 24 to March 25, 2025 : 20.00-24.00 hours.
Valid from March 26 to April 6, 2025 : 22.00-24.00 hours.

To request for a special badge (orange badge), please complete Form 9 and have it submitted before 19.00 hours of each day.

The Exhibitor and the Official Service Provider are required to strictly control the distribution of the badge to your members in accordance with the work field and responsibilities. Each badge holder is required to strictly follow the badge provision namely the neck hanging badge must be worn around the neck only while the chest type badge must be worn on the chest area accordingly. If a clear plastic holder and neck strap is not available with the badge, such person will have to provide the aforementioned items on their own.

Proper Badge Handling

1. Exhibitor	Neck Hanging Type	VIP, Special Guest, Exhibitor
2. Official Service Provider	Chest Type	Official Service Provider
3. Pretty, Presenter and / or Emcee	Neck Hanging Type	Pretty & Presenter
4. Make-Up Artist	Neck Hanging Type	
5. Special Badge (Orange)	Neck Hanging Type	Everyone who is permitted to perform task beyond normal operation hours.

Any misuse of the badges as per details prescribed above, the Organizer will ask the holder to return the badge and reserve the right not to reissue the badge in case of any offensive act.

7. Light, sound and visual systems

Light, sound and visual system rules and regulations; an Official Light, Sound and Visual Service Provider shall study the rules and regulations and strictly abide by their requirements for the reason that failure to follow these construction rules and regulations shall affect the performance assessment of the following year. Handling the light, sound and visual systems within Challenger Hall 1-3 shall be performed by 8 Official Light, Sound and Visual Service Providers only. (See the list in the official Service Providers section).

Safety is the first priority when commencing work. Working on the truss must strictly comply with the followings;

7.1 Wearing protective clothes and safety accessories comprising gloves, hard hat, clothes which cover the entire body, sneakers, and body sling all the time while working on trusses. If any Service Provider does not see to it that its workers and personnel observe this rule, such worker will be suspended from work in an instant, and **1-point deduction penalty shall be imposed.**

7.2 Truss Hanging Inspection

Hanging truss for the installation of systems and decorations must be executed by the Official Service Provider only. For the proper usage, truss hanging can be divided into 3 purposes as follows;

- 7.2.1 Truss hanging for the installation of light, sound, visual and LED system
- 7.2.2 Truss hanging for decoration
- 7.2.3 Truss hanging for show and performance

One truss for one purpose only, using one truss for multi purposes is strictly forbidden and must abide by the following inspections;

Drawing Inspections

1. The layout plan for the installation points of lighting, sound, and visual equipment, decoration areas, and performance areas. The layout plan should be combined with the ceiling point hanging plan of the building, which must have a numbered reference. The hanging points for the hoists should be clearly indicated. You may request an AutoCAD file of the ceiling layout to overlay onto your booth plan (an example of the hoist hanging point layout is included in the construction manual).
2. A calculation plan for the total weight of the equipment and the weight calculation for each hanging point, signed and certified by an engineer.
3. Inspection of the electrical wiring layout plan.
4. Inspection of the safety railings and related safety equipment.
5. Inspection of the safety suits and safety equipment.

Inspection during the construction and show period

1. Inspection of truss height; the maximum allowable height from the building floor to the truss structure's lowest point must not exceed 9.00 meters
2. The size of the decorative parts attached to the truss structure must not higher than 1.30 meters and must not position lower than 7.70 meters when measure from the building floor
3. Safety line sling or other fall prevention equipment must be securely fastened around the truss structure for the safety of the workers
4. Before lifting up or down the truss structure, please notify the Organizer so that an inspection can be conducted by the Organizer and the venue's engineer. If the installation of the truss structure conforms to the drawing approved by the Organizer, the truss structure then shall be allowed to lift up.

5. Any part of the attachment made to the truss structure must not protrude out of the booth area, of which the inspection will be done vertically.

6. Working on the truss structure at the height of 2.50 meters and above, such worker is required to properly wear a helmet and a safety suit securely hooked with a safety harness to prevent the worker from falling down the truss structure at all time.

7.3 Sound level measurement shall be based on the same standard; that is, the sound level shall be measured 2.00 meter away from the booth boundary line. The sound volume being measured on-site shall not exceed 80 decibels. This rule shall be applied consistently in all areas.

7.4 Operating amplified sound equipment shall be within the time slot scheduled by the Organizer only. Detailed requirements are as follows:

7.4.1 Operating amplified sound equipment during the period without presentation or show performance shall be for the sole purpose of playing light background music (to be determined during the exhibition). Use of a microphone or a megaphone for publicizing is strictly prohibited.

7.4.2 While operating the amplified sound equipment during the period of presentation or show performance within the time slot scheduled by the Organizer, all equipment can be fully utilized as planned. The sound volume for this specific period shall not exceed 80 decibels.

7.4.3 Should there be any sound emission in excess of specified level, the Organizer will issue a warning, a 1-point deduction penalty shall be imposed in case of a recurrence of such offensive act in the next round performance, and power supply will be cut off, then there will be an effect on work assessment and the Official Service Provider selection on the subsequent year which may result in 1 year work suspension.

7.5 Fall prevention equipment must be provided on the truss structures. The installation of safety line sling must be securely fastened around the truss structures for the safety of the worker whose work on the truss structures is compulsory, whereby the safety line shall be hooked with a safety harness to prevent the worker from falling down the truss structures.

7.6 Sound system installation shall be executed in an identical fashion, whereby all speakers must be faced toward each exhibitor own booth, and must be installed at an angle tilted down.

8. Specific information of Challenger Hall 1-3

Floor space	60,000 square meters
Load capacity	Pole 1-14 = 4,000 kilograms / square meter
Load capacity	Pole 15-51 = 2,000 kilograms / square meter
Type of floor surface	concrete
Floor to ceiling height	18 meters
Electric potential	220 / 380 Volts
Loading entrance (rear side of the building)	8.00 x 5.00 meters (width x height)
<u>Loading Surfaces:</u>	
Loading Areas	2,500 Kg/Sq.m.
Loading Ramps	2,500 Kg/Sq.m.
Exhibition Hall	4,000 Kg/Sq.m. (1-14 = 4,000 Kg/Sq.m.)
Exhibition Hall	2,000 Kg/Sq.m. (15-51 = 2,000 Kg/Sq.m.)
Pre Function Area Level	650 Kg/Sq.m.
Meeting Room (Jubiter)	650 Kg/Sq.m.
Royal Jubilee	1,000 Kg/Sq.m.

Services

• Food center and restaurant

Food centers and restaurants are located within Challenger Hall 3 and loading area.

• ATM and bank

Bank of Ayudhya is located in front of Hall 8.

ATM of Bangkok Bank is located in the lobby inside the Challenger Hall 1.

ATM of Krung Thai Bank is located in the lobby inside the Challenger Hall 2.

ATMs of the Bangkok Bank, the KASIKORN BANK, the Bank of Ayudhya, the Siam Commercial Bank and the Thai Military Bank are located inside the Challenger Hall 2-3.

• Car parks

1. Car park area, ground floor of Challenger Hall 1-3; 2,203 cars (w. chargeable fee)
2. Car park area, zone P2; 2,334 cars (w. chargeable fee)
3. Car park area, zone P3; 1,332 cars (w. chargeable fee)
4. Car park area, zone P4, P5; 1,378 cars (Free of charge)
5. Car park area, Active Square zone; 922 cars (Free of charge)
6. Car park area, Challenger Preloading; 351 cars (Free of charge)

8.1 Specific Information about IMPACT Forum Exhibition Hall 4

Floor Area : 11,165 square meters

Floor Load Capacity : 650 kilograms/square meter

Floor Type : Polished concrete

Ceiling Height from Floor : 3.80 meters

Electricity Supply : 220/380 volts

Cargo Loading Door (at the back of the building) : 6.00 x 3.00 meters (width x height)

Load Capacity of Each Area :

Loading Areas : 1,000 kilograms/square meter

Exhibition Hall : 650 kilograms/square meter

- **Shuttle bus service location**

Air-conditioned bus service is offered for both exhibitors and visitors between Mo Chit sky train station and Challenger Hall. Boarding locations are Mo Chit sky train station (on the side of Jatujak Park) and in front of Challenger Hall.

- **Air-conditioning system**

- Air-conditioning systems are not provided during construction period from March 18-22, 2025.

- Air-conditioning system testing will be made on March 23, 2025 from 12:00 hrs. to 18:00 hrs.

- Air conditioning system will be provided during the show between March 24 and April 6, 2025 from 9:00 hrs. to 22:00 hrs.

- **Exhibition hall's electrical and lighting system**

Exhibition hall's electrical and lighting system will be deactivated within 1 hour **after the closing hour of each day.**

- **Public toilets**

Public toilets are ready for service 2 hours before the opening hour and will be closed 1 hour after the closing hour.

- **First aid room**

- During the construction period: open 24-hour.

- During the exhibition period: Opening and closing hours are of the same as the exhibition hours.

- **Security control**

Security control is provided to ensure safety around the premise.

- **Business Center**

The business center provides overseas call service, fax service, telephone card sales, currency exchange service, and internet service.

- **Administration department**

The administration department provides all exhibition-related services during the construction and dismantling periods including exhibitor request form services, and exhibition-related information services. The administration department is located at **Room C6 in front of Challenger 2 and Room C15 located backside of Challenger 3.**

- **Public relations office**

The public relations office provides all exhibition-related services during the exhibition period and exhibition-related information services. The public relations office is located at **Room C8 – C9 in front of Challenger 2.**

- **Lost and Found**

Lost and found can be informed at the administration department, **Room C6.** If the footage from the CCTV cameras is requested, the suppliant must report the police about the case and present the police notification to view the footage.

- **Public Utilities**

Public utilities can be requested and the incurred expenses can be settled at **Room C10B.**

9. IMPACT Forum Hall 4, Standard Booth

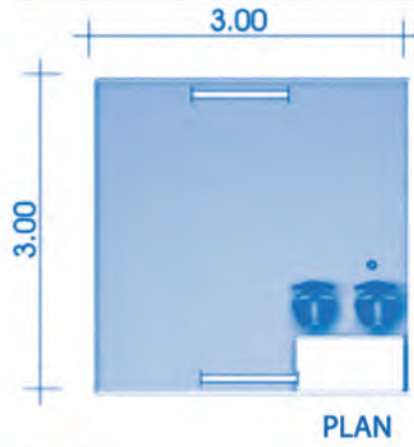
A standard booth shall be of a 3 x 3 meters or 9 square meters size per booth, a 3 x 4 meters or 12 square meters size per booth, and shall comprise the following equipment:

1. Company fascia name board with the width x length size of 280 x 30 centimeters for displaying the name composed of not more than 20 characters, of which the Exhibitor shall inform the Organizer through the use of Form 7;
2. 1 desk with the size of (W x H x D) 100 x 80 x 50 centimeters, 2 chairs, 1 trash can;
3. 2 fluorescent lamps;
4. **1 5-amp electric outlet (Supplying power to a lighting equipment is not permitted.) The use of 5-amp electric outlet with a lighting equipment is not permitted. If IMPACT inspects and finds that it has been used, it shall lead to the imposition of 10,000 Baht fine per 1 outlet.**

Rules and regulations for the use of standard booth

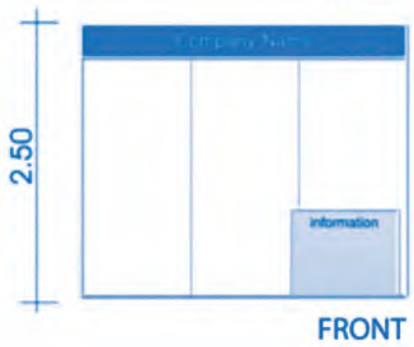

1. Decoration or construction by covering, gluing, nailing, or drilling the original booth wall, and **covering the original name board is strictly forbidden.**
2. The electric outlet provided within a standard booth is allowed to be used for equipment only. Consuming power through the outlet for spotlight and lighting is strictly prohibited. Failure to observe this requirement causing power failure shall result in a fine commensurate with the damage incurred.
3. Placing belongings or goods outside the booth space is strictly prohibited.
4. A standard booth, which requires own decoration shall notify the Organizer by submitting the construction and / or decoration drawing prior the construction, and a sum of money is required to be deposited for damage guarantee.
5. The use of sound system or amplifier equipment in standard booth is strictly forbidden.
6. Any product testing on the walkway covered with carpet and the common areas is strictly forbidden.

Standard Booth 3x3 m.

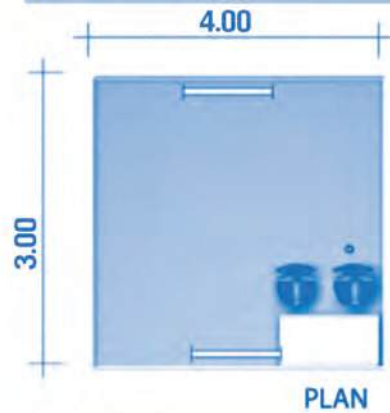


- 2 NOS. OF FLUORESCENT 20 W. 220 V.
- 1 NOS. OF SOCKET 5 AMP. 220 V.

- Fascia name 1 nos.
- (A) Information counter 1 nos.
- (B) Plastic Chair 1 nos.
- (C) Waste Basket 2 nos.
- 5 Amp. Socket 1 nos.
- Fluorescent Light 2 nos.



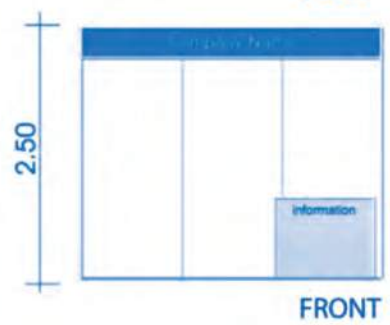
Standard Booth 3x4 m.



- 2 NOS. OF FLUORESCENT 20 W. 220 V.
- 1 NOS. OF SOCKET 5 AMP. 220 V.

- Fascia name 1 nos.
- (A) Information counter 1 nos.
- (B) Plastic Chair 1 nos.
- (C) Waste Basket 2 nos.
- 5 Amp. Socket 1 nos.
- Fluorescent Light 2 nos.

PERSPECTIVE



10. Construction schedule and exhibition hall opening–closing hours

Challenger Hall 1–3 / Booth A1–A30, M1–M10

Truss hanging:	March 18, 2025	06.00–20.00 hours
Truck delivering articles into the hall:	March 18–21, 2025	08.00–20.00 hours
Loading vehicles for display into the hall: All codes	March 22, 2025	08.00–24.00 hours
	March 23, 2025	08.00–17.00 hours

Challenger Hall 1 / Booth F1–F14

Truss hanging:	March 21–23, 2025	08.00–23.59 hours
Truck delivering articles into the hall:	March 21–22, 2025	08.00–20.00 hours
Day of product import into the area:	March 22, 2025	08.00 onwards
Loading vehicles for display into the hall: All codes	March 22–23, 2025	08.00–18.00 hours

Exhibition hall access date & time schedule / Exhibition hall access regulations for booth personnel

Press / VIP day:	open at 10.00 hours	closed at 20.00 hours
Press / VIP day:	open at 08.00 hours	closed at 18.00 hours
Public days (weekday):	open at 10.00 hours	closed at 22.00 hours
Public days (Saturday and Sunday):	open at 09.00 hours	closed at 22.00 hours

Exhibition hall access after the regular hours

Working after the regular hours: In case of working before the opening hour and / or after the closing hour is required, the Organizer shall be informed of such request in written format using Form 9 and submitted before 19.00 hours of the date wish to perform work.

Transportation and freight handling for standard booths during Public days: Transportation and freight handling during the Public days is allowed for products restock of those in standard booths. All trailers and trucks are required to park at the designated pre-loading area only, and also required to register for a queue card in order to arrange trailers and trucks into the car accessories hall at the specified time. Failure to follow the time schedule will be punished with a fine. Once all the transportation and freight handling are completed, all the trailers and trucks must leave the hall and shall return the queue card.

11. Electric power

Use of electric power in construction work and for testing equipment requires submission of Form 3 and Form 4. The Organizer will supply electric power on the date and during the time requested only. **Supply of electric power during exhibition period shall commence on March 23, 2025 from 16.00 hours onwards, and is subject to the result of the electric power inspection conducted by the Organizer.** If your construction is not ready or does not pass the inspection, the Organizer reserves the right not to supply electricity until the proper correction has been carried out.

Rules and regulations for electrical system inspection

- 11.1 Safety shall be given first priority among all considerations. All electrical system installations shall be performed by a skilled engineer or technician only. In case of incidence due to negligence causing power failure or short circuit, the Organizer shall impose a point deduction penalty to the Service Provider.
- 11.2 Floor plan showing the location of electrical control point(s) within the booth shall be submitted to the Organizer for approval before the installation commences.
- 11.3 A ground wire shall be installed to prevent electrical leakage.
- 11.4 The Organizer shall conduct wiring inspection and shall request for correction if any non-conformity is detected. The Organizer shall strictly in no circumstance start supplying the electric power if the problem remains unsolved.
- 11.5 Feeding electric power for use during the exhibition period shall be based on the inspection performed by the Organizer, whereby the Service Provider shall submit a request form for the said supply.
- 11.6 Piling construction materials and tools up on power cords and cables is strictly prohibited.
- 11.7 Metal electric tower or steel structure used for installing equipment or lamps shall be wired to other electrically conductive tower and equipment.
- 11.8 Use of a dimming system or power saving system requires careful checking of its electrical rating. If the incompatibility causes power failure, the Service Provider shall be liable for the total damage.
- 11.9 Installation of a lamp to provide lighting in the displayed vehicle is allowed under the condition that the lamp and its cable joint are insulated to prevent direct contact; and the wiring shall not be through the vehicle door, but preferably through the opening under the vehicle chassis.
- 11.10 Placing electric cords or cables on the floor and covering them with a carpet are strictly forbidden. Wiring shall be properly installed.
- 11.11 Charging vehicles using the 24 hour electrical supply after the show's closing hour, is strictly prohibited.

Regulations for Electric System

1. Contractors who wish to use electricity must order the main electric cable in a size that suits the needs of usage. At least 25% of electric power is compulsory to be added on top of maximum power demand. This is to comply with Safety Factor and to avoid accidents that may cause by the full power consumption.

2. Cables used for electrical wiring within the booth must be of the correct type and size in accordance with the standards, and must be grounded at all points. If it is found that the use of electrical cables does not meet the standard size, or if the installation is detected to be unsafe according to the specified standards, the company reserves the right to temporarily suspend the electricity supply. Once it is fixed to be in line with the standards, the electricity supply will be resumed.

The cable size is specified based on the size of the circuit breaker as follows:

Size of Circuit Breaker	Size of Cables
15 Amp./220V.1P 50Hz.	VCT 2C-4/2.5(G) Sq.mm.
15 Amp./380V.3P 50Hz.	VCT 4C-4/2.5(G) Sq.mm.
30 Amp./220V.1P 50Hz.	VCT 2C-6/2.5(G) Sq.mm.
30 Amp./380V.3P 50Hz.	VCT 4C-6/2.5(G) Sq.mm.
60 Amp./380V.3P 50Hz.	VCT 4C-16/6(G) Sq.mm.
100 Amp./380V.3P 50Hz.	VCT 4C-35/10(G) Sq.mm.

3. Electrical wiring under the wooden floor or carpeted floor must use double insulated cables, such as VCT, NYY cables. Other than that, it must be wired in the conduits.

4. Electrical wiring across the central gangway is strictly prohibited.

5. For wiring out of a circuit breaker for both 220V 1P and 380V 3P 50Hz electrical power systems, only one circuit is allowed. If more than one circuit is needed, an electrical control cabinet must be installed as follows:

5.1. Load Center for 3-phase power system

5.2. Consumer Unit for 1-phase power system

If it is detected that there is no installation of the electrical control cabinet, the company reserves the right to suspend the electricity supply. Once the installation of the electrical control cabinet is completed, the electricity supply will be resumed. When connecting electrical wires to the company's breaker, it must be connected with ring terminals only. Bare wires are not allowed to be directly connected to the breaker.



Load Center for 3-Phase Power System



Ring Terminal



Double Insulated Cable (VCT)



Consumer Unit for 1-Phase Power System

6. Contractors must install the breakers in the storeroom in an organized fashion and locate them in a safe and unobstructed area. The area must be convenient for the electrical team to conduct a service and inspection. The wires and / or cables must be neatly organized in place. The wires and / or cables should not be left in an area where they may be stepped on or where people walk in and out. If necessary, it must be neatly covered in an electrical raceway for safety and to prevent from stepping on, which may cause an accident making power outages or trips.

7. Displayed vehicles that are equipped with a charger must be installed with a grounding system at all points for the safety of visitors.

8. For the standard practice of electrical services and for the safety of visitors, contractors must install the grounding system at all metal structures and all kinds of electric equipment located within customer's exposure areas, such as television (both hanging and standing types), LED screens, chargers, coffee machines, LED strip lights, etc.

9. The use of electric power for construction days, the wires and / or cables must be of an appropriate size to the circuit breaker, and the electric control cabinet must always be installed. Connecting bare wires to a power socket during the construction period is strictly prohibited.

Mobile Car Charger Installation Requirement at the Exhibition

Requirements

1. Charger Standard

- 1.1 Charging specification of the Charger must match the type of the respective battery. (Lead-acid, Li-ion, AGM, Gel Cell, ..., etc.)
- 1.2 Charging specification of the Charger must be compatible with the respective battery specification such as charging voltage, capacitance, and allowable input-output charging power.
- 1.3 The Charger must be equipped with a circuit breaker to stop charging when the battery is fully charged.
- 1.4 The Charger must be equipped with an alert function and able to deactivate itself when there is a reverse polarity or a short circuit.

2. Compatible Equipment Standard

- 2.1 Sizes of charging cable
 - Charger not exceeding 10 A., the size of the cable from the Charger must not be lesser than 2.5 mm².
 - Charger not exceeding 25 A., the size of the cable from the Charger must not be lesser than 4 mm².
 - Charger not exceeding 40 A., the size of the cable from the Charger must not be lesser than 6 mm².

3. Installation Standard

- 3.1 Connecting the wires to battery terminals requires a proper equipment specifically designed by the manufacturer for such car model. Otherwise, a wire terminal is required when connecting the wires to battery terminals, in which the terminal must be of a crocodile clip type or ring type only.
- 3.2 After installation, wires must be tension free and must not be tight.
- 3.2 A ground wire must be installed in the car. If the Charger is not equipped with a ground wire, the car must be grounded from the same electrical system.
- 3.4 Connecting the Charger must be carried out when the car is switched off.
- 3.5 When the Charger is connected or when the Charger is in charging state, please refrain from installing program or updating software or performing car system inspection with any software device. If it is necessary to do so, please disconnect the Charger before performing such work.

4. Requirements for Installation Area

- 4.1 When in operation, the Charger must not expose to wet, humid, slippery area, or in condition where temperature exceeding 60 °C.
- 4.2 When in operation, the Charger must be placed in well ventilated area, and must not be crushed by other objects.
- 4.3 The Charger placement area must be accessible and free of obstacle.

Electrical equipment for rent at the event



Spotlight LED 10w. Standard



Spotlight LED 10w.
with arm



Fluorescent T5 28w.



Downlight LED 5w.



Floodlight LED 100w.



Socket 5Amp fuse.

Electrical services

1. The Organizer shall arrange for lighting in the exhibition hall during the working hours only, and shall turn off the light 30 minutes after the closing hours.
2. The Official Electrical Service Provider for this exhibition is Exposition Technology Co., Ltd. Electrical system installations in all standard booths shall be performed by Exposition Technology Co., Ltd. only.
3. The Organizer has provided the electric power supply for construction and demolition, in which the electricity will be supplied in a sharing fashion. Thus, the electricity may not be adequately supplied if the size of the Exhibitor's booth is considerably large and require big amount of power supply. In order to prevent the construction work from being completed behind the determined schedule and for your convenience, a specific power supply service point can be provided with additional service charge accordingly to the specified timing as requested using Form No. 3; Electric power for construction and dismantling.
 - **Submission of the form later than the due date from February 15, 2025 shall result in a fine of 10% above the invoice amount.**
 - **Submission of the form later than the due date from March 18, 2025 shall result in a fine of 30% above the invoice amount.**
 - **Submission of the form later than the due date from March 24, 2025 shall result in a fine of 50% above the invoice amount.**
 - **Cancellation process requires a written notification 7 days prior the construction day. Any overdue submission will result in 30% refund of the amount charged. The Organizer reserves the right to charge 100% of the invoice amount if the cancellation request is submitted during the show period.**
 - **If a breaker is required to be moved from the installed location, a service charge of 5,000 Baht/breaker shall be levied.**
 - **For 24 hour use of electric power, the price shall be increased by 100%. "24 hours" shall be entered in the "Units required" column. Otherwise, the Organizer will consider that the request for 24-hour service has not been made.**
4. The Official Electrical Service Provider shall supply electric power for all booths up to 30 minutes before and after the operation hours. If an Exhibitor requires 24 hour electric supply or additional equipment, the Exhibitor shall bear all related expenses at own costs.
5. Electrical wiring or connection from the main electric supply of the building by the Exhibitor is strictly prohibited.
6. Connecting electric circuit, performing electrical adjustment, applying multiple sockets to the power outlet without permission shall result in power cut off without prior notice.

12. Requirements for construction area access

- 12.1 Wear an Official Service Provider shirt of the category appointed by the Organizer.
- 12.2 Wear an Official Service Provider badge at all time, and on the left chest area only.
- 12.3 Wear clothes that fit properly, sneakers or protective shoes and hard hat as a preliminary step to preventing hazards.

13. Security control

- 13.1 The Organizer has arranged for security guards to ensure 24 hours safety only within the exhibition halls, at the building entry and exit points and common areas.
- 13.2 The Organizer shall allow the persons with exhibition entry ticket to enter the exhibition halls according to the ticket type and working hours of the exhibition halls only.
- 13.3 Bringing explosives, hazardous chemicals, weapons, or cooking gas into the exhibition halls is strictly prohibited.
- 13.4 As part of the security control, the Organizer and IMPACT have also provided surveillance cameras in addition to the primary security guards. These surveillance cameras are located at the points where all public areas can be covered, whereas the inside of each booth will not be captured. If loss of property happens to occur inside the booth, in which a requirement to view the image of the surrounding area is necessary, such case must be notified to a police officer so that the case report can be issued, and submitted to the Organizer as a supplement for viewing the footage. The Organizer and IMPACT will help facilitating the case. The Organizer and IMPACT would like to recommend the Exhibitor to have a CCTV installed inside your own booth, or acquire an additional cabinet with a lock as a preventive measure for the potential loss of property.

14. Food and drink service

The Organizer does not allow any Exhibitor to bring foods and drinks into the exhibition halls, except for those in the food and drink category being formally granted permission by the Organizer. Upon violation being detected, the Exhibitor shall have to pay 50,000 Baht / booth / day fine to IMPACT Exhibition Management Co., Ltd.

15. Rules and regulations to enter worksite areas for booth cleaning

- 15.1 Outside cleaning firms shall register with the organizer and hand the name list of all cleaning workers.
- 15.2 All types of cleaning workers shall wear their company uniform and badge issued by the organizer in order to enter the exhibition area.
- 15.3 Use of common areas, walkway and fire escape routes as relax area for cleaning workers or as a storage space for cleaning equipment is strictly prohibited. Upon violation inspection, the organizer shall give warning and in case of such repeated act, fine based on the volume of obstruction shall be imposed.
- 15.4 Booth shall be cleaned on construction days, whereby throwing scrap wood and material wastes into IMPACT trash cans is strictly prohibited. The garbage shall be removed outside. Violation to this requirement shall result in fine imposition based on the garbage volume.
- 15.5 Entry and Exit times for outside cleaning workers are as follows:

Construction and dismantling days	: 24 hours
Public days (weekdays)	: 10.00-22.30 hrs.
Public days (holidays)	: 09.00-22.30 hrs.
- 15.6 All booth shall be provided with a trash bin.

16. Transportation and freight handling

The Organizer has appointed Progressive Professional Service Co., Ltd. as the sole official Freight Forwarder Service Provider to take care of freight handling at the IMPACT exhibition site of the Bangkok International Motor Show.

Progressive Professional Service Co., Ltd. is assigned the following responsibilities:

- coordinating and managing truck queues to avoid congestion;
- handling incoming and outgoing exhibits between the receiving areas and the exhibition areas;
- offering freight handling equipment and machinery for moving exhibits; e.g., crane and forklift truck;
- offering storage space and labor for freight moving and handling; and
- offering other services, about which the Exhibitors may obtain further information from the service counter.

Procedures for freight handling at the exhibition site

In order to avoid delay, congestion and accident which may arise during the freight handling into and out of the Challenger Hall 1-3, IMPACT Muang Thong Thani, Progressive International Service Co., Ltd. shall arrange for a truck queuing system between the entrance gates and the exhibit unloading and exhibition areas. Exhibitors are requested to follow the requirements prescribed below:

1. While awaiting unloading, trucks can be parked in the P9 car park reserved area on March 19, 2024 from 01.00 hours onwards.
2. Trucks shall be registered with the official Freight Forwarder Service Provider in order to have a queue card issued and fees calculated before entering the construction areas. Traffic facilitation fee shall be paid, at the rate of 100 Baht per pickup truck or 200 Baht per truck larger than pickup.
3. Driving a truck into the building requires issuing of a queue card by the official Freight Forwarder Service Provider whereby entry and exit times shall be based on the predefined scheduled.
4. Trucks carrying goods for exhibition **area A, area M** shall be allowed to enter the building from March 18, 2025 at 08.00 hours to March 21, 2025 at 20.00 hours:
5. Moving freights into the building which requires the use of auxiliary handling equipment **such as forklift truck, towing equipment or crane shall be performed by the official Freight Forwarder Service Provider only.**
6. Placing freight or handling equipment which has been moved inside on the walkway is strictly forbidden. If the Organizer finds that any object obstructs the walkway, it shall remove the obstruction without advance notification.
7. Outside freight forwarders are strictly prohibited from entering the construction areas without permission from the Organizer. Failure to observe this requirement shall result in the goods handled by the forwarder in question being moved to the end of the queue.
8. If any outside freight forwarder has an intention to or purposely attempts by any means to violate the construction rules and regulations, the Organizer shall give warning and record the nonconformities; and in case of negligence, the Organizer reserves the right to strictly disallow the forwarder's entry to perform freight handling within the exhibition premises in the following year, and shall inform all Exhibitors in writing of the said action.
9. A request for an event confirmation letter for importing goods, vehicles, or other equipment for displaying in the exhibition shall be accompanied by the list of all items to be imported and concise information on the period of display and re-export date. The bill of lading or air waybill shall also be submitted to the Organizer.
10. No goods of any kind are allowed to be loaded in the loading dock behind Challenger Buildings 1-3. Specifically, vehicles to be displayed must be unloaded at the P9 parking lot, both for entry and exit. The organizer will only permit vehicles that have passed inspection by the official service provider.

*** The Organizer reserves the right to issue the event confirmation letter to be presented to the Customs Department for the Exhibitors, official Construction Service Providers, official Freight Forwarder Service Provider, official Presentation Service Providers, and Light & Sound Service Providers only.

Freight handling at the exhibition site

Exhibits shall be delivered during 08.00-17.00 hours. Outside the working hours, the company shall charge extra 50% above normal rate for overtime service. The company shall complete the tasks after 24.00 hours. Moving exhibits from an unloading area to an exhibition area or from an exhibition area to a loading area shall be charged per trip for different freight volume as follows:

01-10 CBM-LCL	2,000.00Baht / CBM
1x20 feet container (cargo container)	50,000.00Baht
1x40 feet container (cargo container)	120,000.00Baht

**** Extra charge for the use of high cube or open top container is 25% above normal rate (goods shall weigh not over 2,000 kgs. per piece).

Labour: Freight handling workers are available during the working hours at 1,600.00 Baht / 4 workers / 1 hour (minimum hiring of 4 hours is required.).

IMPACT storage space: Storage charges are:

Open storage space	72 Baht / CBM / day
Warehouse space	88 Baht / CBM / day
***** 1x20 feet container = 25 CBM	



**** 1x40 feet container = 60 CBM

**** Extra charge for the use of high cube or open top container is 25% above normal rate.

Crane or forklift truck: During working hours, cranes or forklift trucks for freight handling are available for general clients at the following service rates:

- * For 16 ton weight 3,000.00 Baht / hour
- * For 20 ton weight 3,500.00 Baht / hour
- * For weight above 20 tons, fee shall be increased as the company deems appropriate (minimum 4 hours service).

16.1 Freight forwarding:

Progressive Professional Service Co., Ltd. has been appointed as the official Freight Forwarder Service Provider directly responsible for both international and domestic freight forwarding, and granted the sole right to control freight handling within the exhibition halls.

The main Official Freight Forwarder Service Provider

1. Progressive Professional Service Co., Ltd.

603/104 Nuan Chan, Nuan Chan, Bueng Kum, Bangkok 10230

Tel: 0-2108-5822, e-mail: ppsprogressive@gmail.com

Progressive Professional Service Co., Ltd. therefore appoints additional 2 firms to serve more efficiently and offer greater flexibility in providing more standardized services, namely:

2. Ocean Air International Co., Ltd.

1249/219 38th Flr., Gems Tower, Charoengrung Rd., Suriyawongse, Bangrak, Bangkok 10500

Tel: +66 (0) 2267-4949-53 Fax: +66 (0) 2267-4954, +66 (0) 2266-5554 e-mail: Podcharapol@oceanairinter.com

3. Rogers Bangkok Co., Ltd.

90/1 Moo 4, Bangna-Trad Rd., KM. 15, Bangchalong Sub-district, Bangplee District, Samutprakran 10540

Tel: +66 (0) 2752-6417 Fax: +66 (0) 2752-6420 e-mail : exhibitions@rogers-asia.com

Case marking for exhibit packages

- BKK Int'l Motor Show
- C/O Ocean Air International Co., Ltd.
- OR. C/O Rogers Bangkok Co., Ltd.
- Exhibitor's name: _____
- Exhibition area no: _____
- Hall no: _____
- Case no: _____
- Net weight: _____
- Volume: _____

16.2 Confirmation Letter for Temporary Admission for International Meeting and Exhibitions

The organizer has regulations for the import and export of all types of merchandise, including vehicles and motorcycles that will be displayed at The Bangkok International Motor Show. Those who wish to request an official letter of approval for the event to apply for tax exemptions for the merchandise that to be displayed. The request can be made by the exhibitor or a shipping company that is not the official service provider but has received the merchandise from the exhibitor. They must comply with the organizer's regulations, which have been set and assigned to Progressive Professional Service Co., Ltd. as the official representative to inspect all stages of the import and export process of all merchandise from start to finish. This is mainly because the organizer must issue a letter of certification for the event and IMPACT will issue the certificate for the event venue. The process must include customs verification for the merchandise that to be displayed, ensuring their correctness and completeness, and confirming there is no discrepancy or evasion of customs regulations for both import and export process. The merchandise must match the documents provided. Any errors or customs violations may result in customs preventing the goods from being imported and displayed at the event in subsequent years.

To prevent any errors in customs procedures, the organizer has outlined the necessary steps and documents:

1. Complete the goods import/export form as per Form 13 and specify the mode of transport (land, sea, or air).
2. Provide the invoice and details of the goods being imported and exported for the event.
3. Progressive Professional Service Co., Ltd. will be responsible for inspecting the opening and closing of the containers and checking the accuracy of the merchandise, in accordance with the customs department's procedures, which have been updated to facilitate the organization of international conferences and exhibitions. This also includes granting exemptions on duties for merchandise imported for use in such events.

For any exhibitor wishing to bring goods into Thailand temporarily for an international event or exhibition, they must comply with the customs department's guidelines and conditions.

1. Basic Conditions for Temporary Admission and Re-Export of Goods for International Meetings and Exhibitions

- (1) Goods under temporary admission are required to be re-exported within a time-limit set by Customs. Normally, the set time-limit is not more than 6 months. An importer is required to deposit bond and security to Customs, either in a form of cash deposit or a bank guarantee, to ensure the re-exportation of the goods and that Customs regulations are respected.
- (2) A proof of re-exportation e.g. a copy of certified Export Declaration, etc. must be presented to Customs for verification and security refund upon re-exportation.
- (3) In case where the goods under temporary admission are not re-exported within the time-limit set by Customs, the importer needs to pay liable taxes and duties as follows:
 - o In case where the application for tax/duty payment is made before the deposited bond and security is due, Customs shall calculate taxes and duties in accordance with the nature, value, and tariff rate at the time when the goods under temporary admission are imported, including applicable fees under related laws.
 - o In case where the goods are re-exported after the temporary admission documents and the deposited bond and security are due, Customs shall impose the bond and security.

2. Temporary Admission for International Meetings

- (1) Goods intended for use at international meetings organized by agencies of either Thai or foreign governments; international organizations accredited by the Thai government; or private sector provided that such meetings contribute to the national economic, social and technological development.
- (2) Goods necessary for the meetings e.g. document files, records, forms, etc. of which values are low and explicitly imported for free distribution to persons attending the meetings, including articles used up during the meetings e.g. articles for display or demonstration, with reasonable amount.
- (3) Goods other than those in (1) and (2) are required to be re-exported within 3 months from the date of importation and the importer needs to deposit bond and security to Customs.
- (4) The Prohibition and Restriction Act must be followed strictly.
- (5) Lists and quantities of goods must be submitted to the Customs offices/houses at the port of entry for approval on a case by case basis.

3. Temporary Admission for International Exhibitions

- (1) Goods intended for use at international exhibitions and fairs which is open to public at large in Thailand.
- (2) An importer is required to deposit bond and security to Customs to ensure the re-exportation of goods within the time-limit.
- (3) In case where the imported goods are used up during the exhibitions and fairs e.g. printing materials, advertising materials, souvenirs, free sample, etc., the importer needs to pay liable taxes and duties.

4. Documents for Customs Procedures

- (1) Import Declaration: one original and one duplicate
- (2) Bill of Lading or Air Waybill
- (3) Invoice
- (4) Release Order (Kor Sor Kor 100/1)
- (5) Foreign Transaction Form in case where the CIF value of the imported goods exceeding 500,000 Baht
- (6) Packing List
- (7) Insurance Premium Invoice
- (8) License or permit for restricted imports
- (9) Application for Tax/Duty Relief and Bond: The application may be issued by an importing company and contains the following particulars:
 - Description of imports
 - Purpose of importation
 - Venue and duration of the meetings or exhibitions/fairs
 - Numbers of attendances (for international meetings)
- (10) A certified letter from a meeting organizer and from an owner of the venue for an international meeting

Remarks: a confirmation letter shall be requested by filling in Request Form 13, and send it to PROGRESSIVE PROFESSIONAL SERVICE CO., LTD. in order to examine the information on the importation and the exportation.

5. Temporary Admission Procedures

- (1) An importer/agent submits a request for temporary admission, a Goods Declaration, including supporting documents to the Customs Offices/ Houses where the goods are imported.
- (2) Customs verifies the Goods Declaration and supporting documents against the given information, then issues a Goods Declaration number and calculates the amount of security.
- (3) The importer/agent deposits the security at a Cashier Office.
- (4) The evidence of deposited security is presented to a Cargo Inspection Office for the release of goods from Customs custody.

Documents required for sea and air freight forwarding:

- a original and 3 copies of bill of lading or air waybill
- a copy of commercial invoice
- a copy of packing list
- a copy of exhibit insurance policy (if applicable)
- a original set of ATA Carnet document (in case of carnet shipment)
- a copy of ATA Carnet permission letter (in case of carnet shipment)

Documents submission period

All documents required for freight forwarding shall be sent by fax or e-mail to Progressive Professional Service Co., Ltd. for verification purpose within 7 days before the freight leaves the country of dispatch; whereas the originals and hard copies shall be sent by mail or accompany the freight. All exhibits should arrive in Bangkok before March 7, 2025.

Temporary import for the motor show may be based on various means, namely:

- ATA Carnet
- Bank guarantee
- Diplomatic guarantee (by the embassy)
- Bond

ATA Carnet is an efficient means in terms of timing, customs formality and cost.

Please contact our agents responsible for international freight forwarding:

1. Progressive Professional Service Co., Ltd.

603/104 Nuan Chan, Nuan Chan, Bueng Kum, Bangkok 10230
Tel: 0-2108-5822, e-mail: ppsprogressive@gmail.com

2. Ocean Air International Co., Ltd.

1249/219 38th Flr., Gems Tower, Charoengrung Rd., Suriyawongse, Bangrak, Bangkok 10500
Tel: +66 (0) 2267-4949-53 Fax: +66 (0) 2267-4954, +66 (0) 2266-5554 e-mail: Podcharapol@oceanairinter.com

3. Rogers Bangkok Co., Ltd.

90/1 Moo 4, Bangna-Trad Rd., KM. 15, Bangchalong Sub-district, Bangplee District, Samutprakran 10540
Tel: +66 (0) 2752-6417 Fax: +66 (0) 2752-6420 e-mail : exhibitions@rogers-asia.com

Visa: In general, temporary import permit periods are:

- 3 months for sea freight; and
- 2 months for air freight.

Temporary import permit:

Vehicles may be temporarily imported for displaying at the show. ATA Carnet is accepted by the Thai Customs Department provided that a permit is obtained prior to arrival of the exhibits.

For new vehicles, the permit shall be issued by the Ministry of Industry. The time required for obtaining the permit is approximately 7 days. All necessary documents shall be completed and sent to Ocean Air International Co., Ltd. and Rogers Bangkok Co., Ltd. within 14 days before arrival of the exhibits.

For used vehicles, the permit shall be issued by the Ministry of Commerce. The time required for processing is approximately 14 days. All necessary documents shall be completed and sent to Ocean Air International Co., Ltd. within 14 days before arrival of the exhibits. Apart from the temporary import insurance procedure, the Ministry of Commerce also requires a cash deposit or bank guarantee for 400 percent of the CIF price to be submitted before the temporary import permit is issued.

Documents required for temporary import permit application:

1. A commercial invoice which includes the following information:
 - Engine size in cc
 - Type of fuel consumed
 - Chassis number
 - Engine serial number
 - Model and year

- Color
 - Country of dispatch
 - Vehicle brand
 - CIF Bangkok price
 - Net weight and estimated gross weight
 - Quantity imported
2. Catalogues, brochures, or photos of the vehicles.
 3. A bank guarantee for the specified amount (for the part used).

Brochures and promotional giveaway items:

Import of brochures and promotional giveaway items into Thailand is allowed, whereby some items are subject to import duties ranging from 20-80 percent of the CIF price. The dutiable items such as leather wallets and key holders, T-shirts, neckties, scarves and ornamental pins shall be packed separately.

Remark: Import duties shall be calculated on either a declared value or a customs assessed value.

Import restriction and prohibition applied to imported exhibits: A permit shall be obtained before importing the following items:

- Vehicles
- Motorcycles
- Communication equipment
- Foods, drinks, alcoholic beverages, or any other things for human consumption
- Medicines
- Electric lamps or lighting products
- Stone, marble, granite
- Fire extinguisher
- Weapons
- Hazardous chemicals
- Oils, lubricants and other similar materials
- Others

There are 19 ministries in Thailand. Each ministry has prescribed its own controlled items and import restrictions. It is advisable to check with the appointed forwarder before packing these items.

Insurance: Due to a high probability of damage during international transportation, it is recommended that the Exhibitors obtain all risk insurance coverage for both inbound and outbound shipments of exhibits.

16.3 Freight handling for IMPACT Forum Hall 4, Standard Booth

Procedure for moving articles to standard booth during construction and decoration period:

1. All trucks shall be parked in the P9 parking lot to pick up an entry ticket and attach it to the front part, whereby the responsible officer shall be informed of the exhibition hall and booth numbers.
2. The security officer shall request for entry ticket presentation before allowing access to the unloading area behind Challenger Hall.
3. After unloading, the truck shall promptly leave the unloading area.

Procedure for moving articles to standard booth during the exhibition period:

1. All trucks shall be parked in the P9 parking lot to pick up an entry ticket and attach it to the front part, whereby the responsible officer shall be informed of the exhibition hall and booth numbers.
2. The security officer shall request for entry ticket presentation before allowing access to the unloading area behind Challenger Hall.
3. After unloading, the truck shall promptly leave the unloading area.

16.4 Freight handling for Booth A, M, F

Procedure for moving articles to standard booth during construction and decoration period:

1. All trucks shall be parked in the P9 parking lot to pick up an entry ticket and attach it to the front part, whereby the responsible officer shall be informed of the exhibition hall and booth numbers.

2. The security officer shall request for entry ticket presentation before allowing access to the unloading area behind Challenger Hall.

3. After unloading, the truck shall promptly leave the unloading area.

Procedure for moving articles to standard booth during the exhibition period:

1. All trucks shall be parked in the P9 parking lot to pick up an entry ticket and attach it to the front part, whereby the responsible officer shall be informed of the exhibition hall and booth numbers.

2. The security officer shall request for entry ticket presentation before allowing access to the unloading area behind Challenger Hall.

3. After unloading, the truck shall promptly leave the unloading area.

***** Trucks shall be allowed to enter the building on March 18–21, 2025 during 08.00–20.00 hours only.**

17. Rules and regulations for moving cars and motorcycles out of Challenger Hall 1–3

For security and orderliness reasons in moving the cars and motorcycles out of the Challenger Hall 1–3 on April 6, 2025 which is the last day of exhibition, after the closing hour at 22:00 hours the Organizer shall ask all visitors to leave the hall by 22:30 hour, then the carpet will be removed and the process of moving the displayed vehicles out will be allowed respectively.

Please note that the Organizer allow the move out of cars and motorcycles only. **Those booth structure, decorative items, light, sound and visual systems, desk, chair, copy machine and other commercial goods etc. are allowed for moving out on April 7–8, 2025**

Closing Day Schedule

April 6, 2025	
22.00	Official closing of exhibition
22.00–22.30	Ask all visitor to leave the hall
22.30–23.30	Carpet removal
24.00–00.30	Cars and motorcycles moving out preparation
01.00 onward	Gate is open for moving out.

18. Schedule for moving displayed vehicles out of Challenger 1–3

Rules and regulations for April 6, 2025 (After the closing hour)

1. Only the displayed cars and motorcycles are allowed to be moved out of the hall on April 6, 2025 (after the closing hour).
2. Moving the displayed cars and motorcycles out of the booth before the specified time is strictly prohibited. **Moving out process may begin only after the Organizer has given a signal to do so.**
3. Dismantling of booth structure and other systems are not allowed.
4. All trailers and trucks assigned to pick up the displayed cars and motorcycles are required to register for a queue card at P9 parking lot.
5. Parking trailers and trucks under the express way is prohibited. According to the on-site freight handling rules and regulations, the Organizer will conduct a queue card inspection at the inspection point no.9 and no.10, in case the queue card cannot be presented upon the request, the security officer shall not allow any trailer or truck to enter the building result in time wasting since obtaining the queue card require to queue up again.
6. Booth name and area code are required for registration because the queue card will be issued in different color based on your booth’s area.
7. Placing of any item and / or commercial goods in a way that blocking the building’s entrance and exit is strictly prohibited.
8. The Exhibitor is required to pack all goods and other items in a ready manner to load on to the truck. Parking the trailer and truck in order to wait for loading at the area behind the building is strictly prohibited by the Organizer.

19. Schedule for moving commercial goods out and dismantling of the standard booth, Challenger 1-3

Rules and regulations for April 6, 2025 (After the closing hour)

1. Moving any type of commercial goods and other items out of the hall are allowed from 22:30 hours to 18:00 hours of April 7, 2025.
2. Dismantling of booth structure and other systems are not allowed.
3. All trailers and trucks assigned to pick up the commercial goods are required to register for a queue card issued in different color based on booth area at P9 parking lot, and wait for the officer to call out your queue.
4. The security officer will conduct a queue card inspection at the inspection point no.9 and no.10. In case the queue card cannot be presented upon request, the security officer shall not allow any trailer or truck to travel beyond the inspection points. To pass these inspection points, obtaining the queue card is required and is time wasting since obtaining a queue card need to queue up again at P9 parking lot.
5. Booth name and area code are required for registration, which will help the officer allocating the loading area correctly.
6. The Organizer allows the trailers and trucks to park at P9 parking lot from 05:00 hours onward. The queue card registration is started from 07:00 hours onward whereas the correct booth name and area code are required for registration because the queue card will be issued in different color based on your booth's area where the closest possible loading zone will be allocated.
7. Parking trailers and trucks under the express way is strictly prohibited.

20. Rules and regulations for dismantling

Dismantling date	April 7, 2025	8.00 – 24.00 hrs.
Dismantling date	April 8, 2025	8.00 – 18.00 hrs.

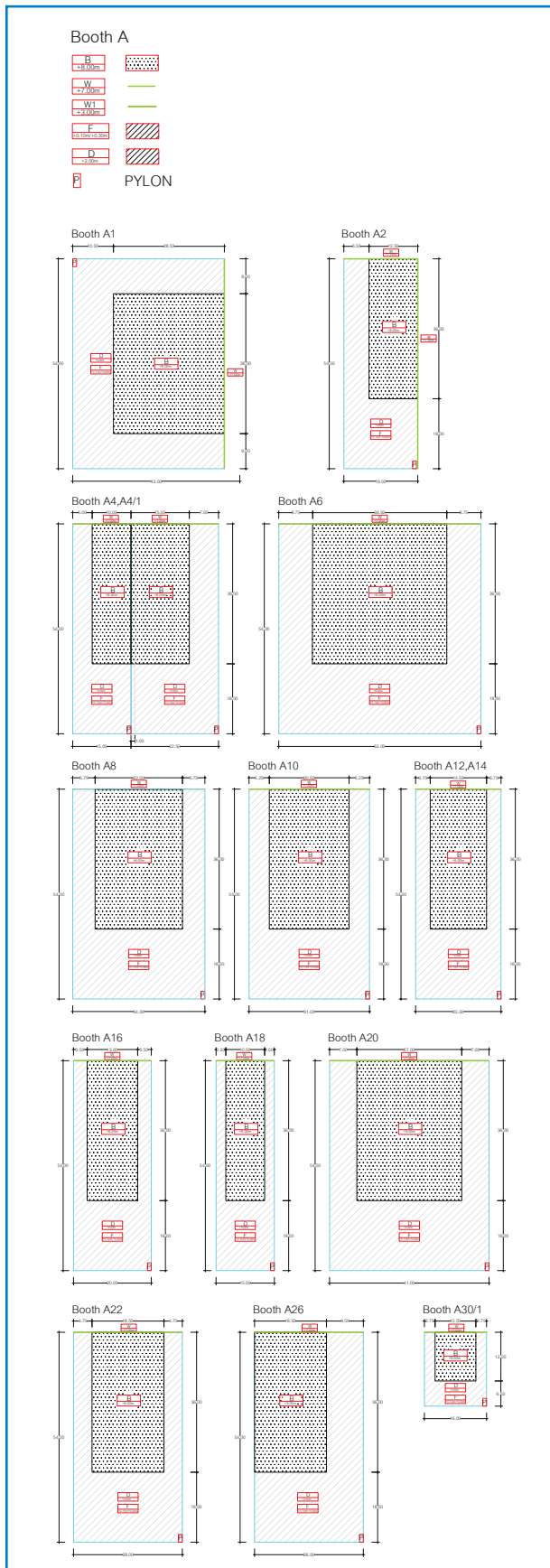
The Organizer allows the trailers and trucks to park at P9 parking lot from 04:00 hours onward. The queue card registration is started from 05:00 hours onward whereas the correct booth name and area code are required for registration because the queue card will be issued in different color based on your booth's area where the closest possible loading zone will be allocated.

21. Request form submission schedule

Request Form 1	Service Provider Information	submitted within	February 14, 2025
Request Form 1.1	Common fee	submitted within	February 14, 2025
Request Form 2	Local and long distance telephone services	submitted within	February 14, 2025
Request Form 3	Electric power for construction	submitted within	February 14, 2025
Request Form 3.1	Electric power for test	submitted within	February 14, 2025
Request Form 3.2	Electric power for dismantling	submitted within	February 14, 2025
Request Form 4	Electric power for exhibition period	submitted within	February 14, 2025
Request Form 4.1	Electricity price for 7 days of exhibition day	submitted within	February 14, 2025
Request Form 5	ADSL Internet rental fee	submitted within	February 14, 2025
Request Form 6	List of equipment in standard booth	submitted within	March 5, 2025
Request Form 6.1	List of equipment in standard booth	submitted within	March 5, 2025
Request Form 7	Work schedule and construction period	submitted within	February 14, 2025
Request Form 8	Production of product logo	submitted within	February 14, 2025
Request Form 9	Working before and after regular hours	can be submitted every day during 13.00- 19:00 hours.	
Request Form 10	Vehicle entry and exit	can be submitted every day during 13.00- 19:00 hours.	
Request Form 11	Service Provider Code Request Form	Please request for a registration code from the organizer.	
Request Form 12	Pretty & Presenter Code Request Form	Please request for a registration code from the organizer.	
Request Form 13	Exhibition and venue confirmation letter	submitted within	February 14, 2025
Request Form 14	Performance and Presentation Practice Schedule	submitted within	March 5, 2025

22. Construction requirements for each area

Each exhibition area is the area designated for booth construction and decoration including floor raising covered with carpet or other flooring materials, which must be executed in conformity with the drawing approved by the Organizer. Construction work of each area is different in size, therefore the work must be executed based on the given floor plan.



22.1 REQUIREMENTS FOR EXHIBITION AREA

A1, A2, A4, A4/1, A6, A8, A10, A12, A14, A16, A18, A20, A22, A26, A30/1

B (Building) is the area in which opaque decorative parts and double storey booth not higher than 8.00 meters could be constructed within the boundary of “B” zone in which the size is vary from each booth, based on the outline prescribed in each drawing.

W (Wall) is the location where a wall of the height not exceeding 7.00 meters could be erected, whereby the wall shall possess enough strength and stability to stand on its own without supporting base protruding outside the booth space as this is strictly prohibited. It is also required that the wall surface is decently finished.

W1 (Wall 1) is the location where an adjacent wall of the height not exceeding 3.00 meters could be erected along the designated adjacent booth boundary line, whereby the wall shall possess enough strength and stability to stand on its own without supporting base protruding outside the booth space as this is strictly prohibited. Also, the company logo installation facing toward other booth is strictly prohibited.

D (Display) is the shaded area where a portion of which decorative parts could be constructed, however the opaque decoration is not allowed. These parts are divided as follows:

1. Automotive stand not higher than 0.80 meter; and
2. Other decorative parts not higher than 2.00 meters, subject to attractiveness and un-obscure vision of other booths.

F (Floor) All booth is required to have its floor raised and covered with carpet or other flooring materials.

1. Raising the floor from the original floor level is required and is permitted in the range of 0.10-30.00 centimeters.
2. After raising the floor, all sharp corners which possibly cause danger to visitors shall be covered with rubber guard.
3. All booth must conform to universal friendly design by providing sloped entry and exit walkways with international symbol of access for disabled and senior citizen visiting with wheelchair.

P (Pylon) is the area assigned for installation of a company name board and / or logo, with the following requirements. The Exhibitor is required to install the company name board and / or logo at the designated point as prescribed by the Organizer in each drawing only:

1. The width x thickness x height size of the board shall not exceed 1.80 x 0.80 x 7.00 meters; and
2. A steel base which measures at least 1.00 meter on each side shall be installed to support the board. It shall be strong and capable of holding the board firmly. A carpet shall be laid on the floor before installing, and the Organizer’s personnel shall be asked to inspect the installation before covering the area with flooring material.

22.2 REQUIREMENTS FOR EXHIBITION AREA

A3, A5, A7, A9, A11, A13, A15, A15/1, A17, A19, A21, A23, A25, A27, A28, A29, A29/1, A30

B (Building) is the area in which opaque decorative parts and double storey booth not higher than 8.00 meters could be constructed within the boundary of “B” zone in which the size is vary from each booth, based on the outline prescribed in each drawing.

W (Wall) is the location where a wall of the height not exceeding 7.00 meters could be erected, whereby the wall shall possess enough strength and stability to stand on its own without supporting base protruding outside the booth space as this is strictly prohibited. It is also required that the wall surface is decently finished.

W1 (Wall 1) is the location where an adjacent wall of the height not exceeding 3.00 meters could be erected along the designated adjacent booth boundary line, whereby the wall shall possess enough strength and stability to stand on its own. Also, the company logo installation facing toward other booth is strictly prohibited.

D (Display) is the shaded area where a portion of which decorative parts could be constructed, however the opaque decoration is not allowed. These parts are divided as follows:

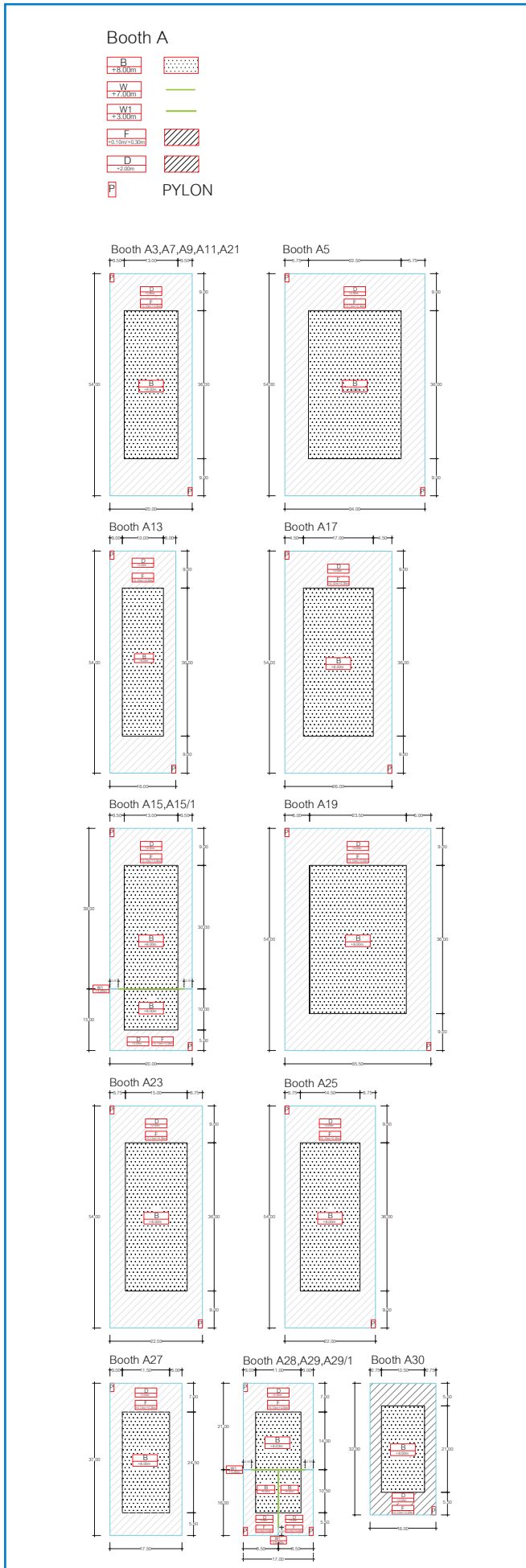
1. Automotive stand not higher than 0.80 meter; and
2. Other decorative parts not higher than 2.00 meters, subject to attractiveness and un-obscure vision of other booths.

F (Floor) All booth is required to have its floor raised and covered with carpet or other flooring materials.

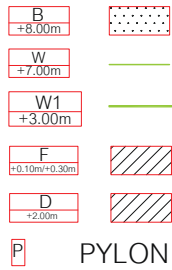
1. Raising the floor from the original floor level is required and is permitted in the range of 0.10 – 30.00 centimeters.
2. After raising the floor, all sharp corners which possibly cause danger to visitors shall be covered with rubber guard.
3. All booth must conform to universal friendly design by providing sloped entry and exit walkways with international symbol of access for disabled and senior citizen visiting with wheelchair.

P (Pylon) is the area assigned for installation of a company name board and / or logo, with the following requirements. The Exhibitor is required to install the company name board and / or logo at the designated point as prescribed by the Organizer in each drawing only:

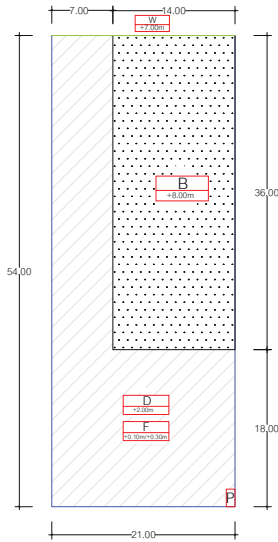
1. The width x thickness x height size of the board shall not exceed 1.80 x 0.80 x 7.00 meters; and
2. A steel base which measures at least 1.00 meter on each side shall be installed to support the board. It shall be strong and capable of holding the board firmly. A carpet shall be laid on the floor before installing, and the Organizer’s personnel shall be asked to inspect the installation before covering the area with flooring material.



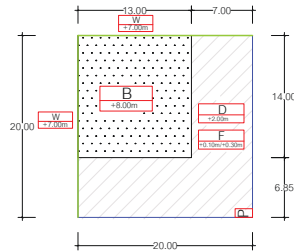
Booth M



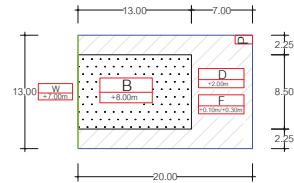
Booth M1



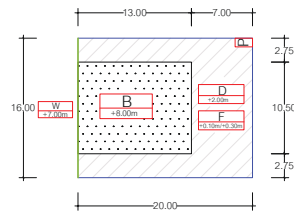
Booth M2



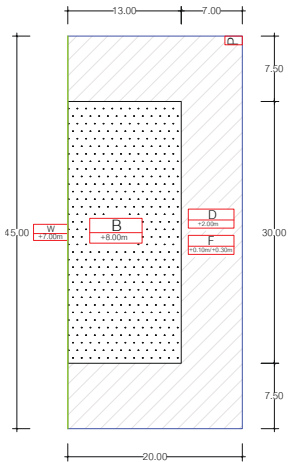
Booth M4,M6



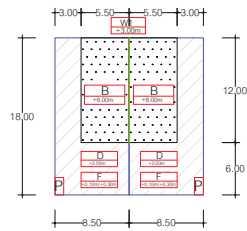
Booth M5



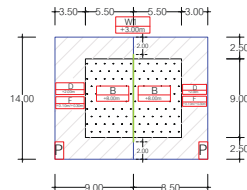
Booth M3



Booth M7,M8



Booth M9,M10



22.3 REQUIREMENTS FOR EXHIBITION AREA

M1, M2, M3, M4, M5, M6, M7, M8, M9, M10

B (Building) is the area in which opaque decorative parts and double storey booth not higher than 8.00 meters could be constructed within the boundary of “B” zone in which the size is vary from each booth, based on the outline prescribed in each drawing.

W (Wall) is the location where a wall of the height not exceeding 7.00 meters could be erected, whereby the wall shall possess enough strength and stability to stand on its own without supporting base protruding outside the booth space as this is strictly prohibited. It is also required that the wall surface is decently finished.

W1 (Wall 1) is the location where an adjacent wall of the height not exceeding 3.00 meters could be erected along the designated adjacent booth boundary line, whereby the wall shall possess enough strength and stability to stand on its own. Also, the company logo installation facing toward other booth is strictly prohibited.

D (Display) is the shaded area where a portion of which decorative parts could be constructed, however the opaque decoration is not allowed. These parts are divided as follows:

1. Automotive stand not higher than 0.80 meter; and
2. Other decorative parts not higher than 2.00 meters, subject to attractiveness and un-obscure vision of other booths.

F (Floor) All booth is required to have its floor raised and covered with carpet or other flooring materials.

1. Raising the floor from the original floor level is required and is permitted in the range of 0.10–30.00 centimeters.
2. After raising the floor, all sharp corners which possibly cause danger to visitors shall be covered with rubber guard.
3. All booth must conform to universal friendly design by providing sloped entry and exit walkways with international symbol of access for disabled and senior citizen visiting with wheelchair.

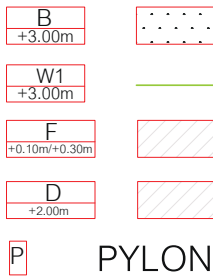
P (Pylon) is the area assigned for installation of a company name board and / or logo, with the following requirements. The Exhibitor is required to install the company name board and / or logo at the designated point as prescribed by the Organizer in each drawing only:

1. The width x thickness x height size of the board shall not exceed 1.50 x 0.80 x 7.00 meters; and
2. A steel base which measures at least 1.00 meter on each side shall be installed to support the board. It shall be strong and capable of holding the board firmly. A carpet shall be laid on the floor before installing, and the Organizer’s personnel shall be asked to inspect the installation before covering the area with flooring material.

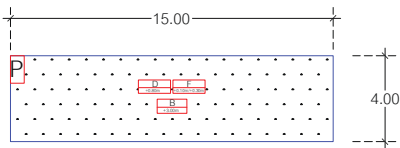
22.4 REQUIREMENTS FOR EXHIBITION AREA

F1, F2, F3, F4, F5, F6, F7, F8, F9, F10, F11, F12, F13, F14, F15

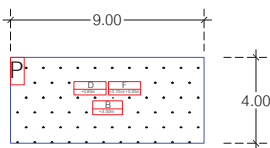
Booth F



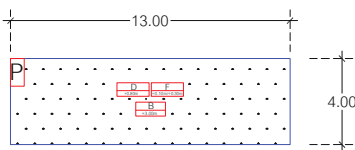
Booth F1,F2



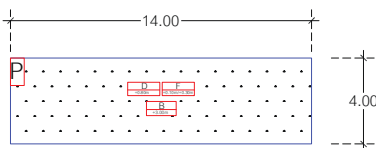
Booth F3,F8,F9,F11,F12



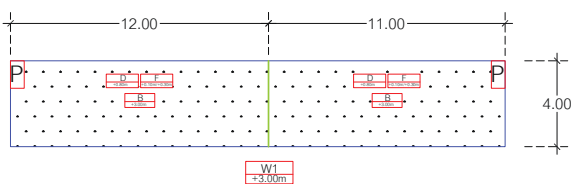
Booth F4



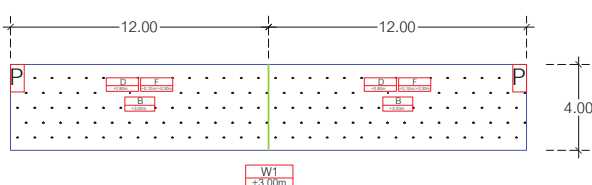
Booth F5,F10



Booth F6-F7



Booth F13-F14



B (Building) It is an area where opaque decorative elements, not more than 3.00 meters high, can be constructed within the boundary of zone “B”. The size will vary for each booth according to the outline specified in each design.

W1 (Wall 1) is the location where an adjacent wall of the height not exceeding 3.00 meters could be erected along the designated adjacent booth boundary line, whereby the wall shall possess enough strength and stability to stand on its own without supporting base protruding outside the booth space as this is strictly prohibited. Also, the company logo installation facing toward other booth is strictly prohibited.

D (Display) is the shaded area where a portion of which decorative parts could be constructed, however the opaque decoration is not allowed. These parts are divided as follows:

1. Automotive stand not higher than 0.80 meter; and
2. Other decorative parts not higher than 3.00 meters, subject to attractiveness and un-obscure vision of other booths.

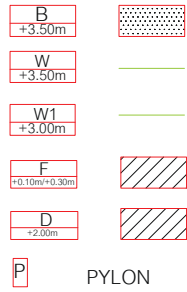
F (Floor) All booth is required to have its floor raised and covered with carpet or other flooring materials.

1. Raising the floor from the original floor level is required and is permitted in the range of 0.10-30.00 centimeters.
2. After raising the floor, all sharp corners which possibly cause danger to visitors shall be covered with rubber guard.
3. All booth must conform to universal friendly design by providing sloped entry and exit walkways with international symbol of access for disabled and senior citizen visiting with wheelchair.

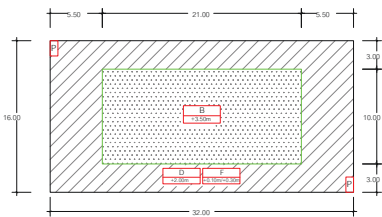
P (Pylon) is the area assigned for installation of a company name board and / or logo, with the following requirements. The Exhibitor is required to install the company name board and / or logo at the designated point as prescribed by the Organizer in each drawing only:

1. The width x thickness x height size of the board shall not exceed 1.30 x 0.80 x 3.00 meters; and
2. A steel base which measures at least 1.00 meter on each side shall be installed to support the board. It shall be strong and capable of holding the board firmly. A carpet shall be laid on the floor before installing, and the Organizer’s personnel shall be asked to inspect the installation before covering the area with flooring material.

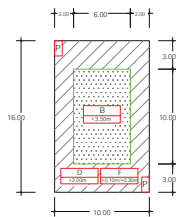
Booth D



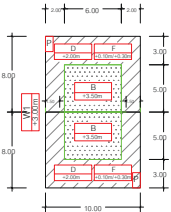
Booth D1



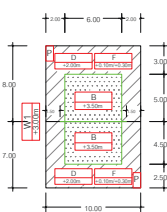
Booth D2



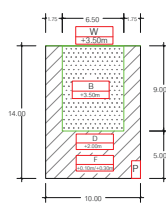
Booth D3-D4
D5-D6



Booth D9-D10
D11-D12



Booth D13-D17



22.5 REQUIREMENTS FOR EXHIBITION AREA

D1, D2, D3, D4, D5, D6, D9, D10, D11, D12, D13, D14, D15, D16, D17

B (Building) It is an area where opaque decorative elements, not more than 3.50 meters high, can be constructed within the boundary of zone "B". The size will vary for each booth according to the outline specified in each design.

W1 (Wall 1) is the location where an adjacent wall of the height not exceeding 3.00 meters and one meter distance between booths could be erected along the designated adjacent booth boundary line, whereby the wall shall possess enough strength and stability to stand on its own without supporting base protruding outside the booth space as this is strictly prohibited. Also, the company logo installation facing toward other booth is strictly prohibited.

D (Display) is the shaded area where a portion of which decorative parts could be constructed, however the opaque decoration is not allowed. These parts are divided as follows:

1. Automotive stand not higher than 0.80 meter; and
2. Other decorative parts not higher than 3.00 meters, subject to attractiveness and un-obscure vision of other booths.

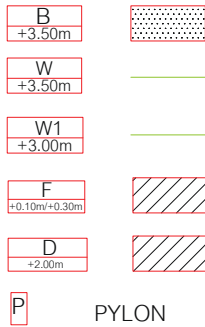
F (Floor) All booth is required to have its floor raised and covered with carpet or other flooring materials.

1. Raising the floor from the original floor level is required and is permitted in the range of 0.10–30.00 centimeters.
2. After raising the floor, all sharp corners which possibly cause danger to visitors shall be covered with rubber guard.
3. All booth must conform to universal friendly design by providing sloped entry and exit walkways with international symbol of access for disabled and senior citizen visiting with wheelchair.

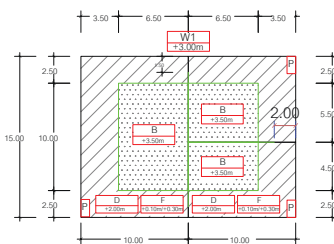
P (Pylon) is the area assigned for installation of a company name board and / or logo, with the following requirements. The Exhibitor is required to install the company name board and / or logo at the designated point as prescribed by the Organizer in each drawing only:

1. The width x thickness x height size of the board shall not exceed 1.00 x .60 x 2.50 meters; and
2. A steel base which measures at least 1.00 meter on each side shall be installed to support the board. It shall be strong and capable of holding the board firmly. A carpet shall be laid on the floor before installing, and the Organizer's personnel shall be asked to inspect the installation before covering the area with flooring material.

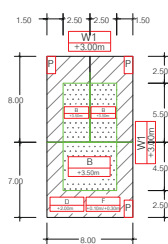
Booth H



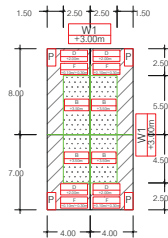
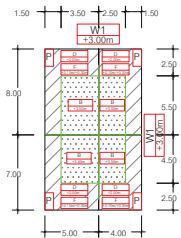
Booth H1,H2-a,H2-b



Booth H3-a,H3-b,H3-d



Booth H5-a,H5-b,H5-d
H6-a,H6-b,H6-d



22.6 REQUIREMENTS FOR EXHIBITION AREA

H1, H2-A, H2-B, H3-A, H3-B, H3-D, H5-A, H5-B, H5-D, H6-A, H6-B, H6-D

B (Building) It is an area where opaque decorative elements, not more than 3.00 meters high, can be constructed within the boundary of zone “B”. The size will vary for each booth according to the outline specified in each design.

W1 (Wall 1) is the location where an adjacent wall of the height not exceeding 3.00 meters could be erected along the designated adjacent booth boundary line, whereby the wall shall possess enough strength and stability to stand on its own without supporting base protruding outside the booth space as this is strictly prohibited. Also, the company logo installation facing toward other booth is strictly prohibited.

D (Display) is the shaded area where a portion of which decorative parts could be constructed, however the opaque decoration is not allowed. These parts are divided as follows:

1. Automotive stand not higher than 0.80 meter; and
2. Other decorative parts not higher than 3.00 meters, subject to attractiveness and un-obscure vision of other booths.

F (Floor) All booth is required to have its floor raised and covered with carpet or other flooring materials.

1. Raising the floor from the original floor level is required and is permitted in the range of 0.10–30.00 centimeters.
2. After raising the floor, all sharp corners which possibly cause danger to visitors shall be covered with rubber guard.
3. All booth must conform to universal friendly design by providing sloped entry and exit walkways with international symbol of access for disabled and senior citizen visiting with wheelchair.

P (Pylon) is the area assigned for installation of a company name board and / or logo, with the following requirements. The Exhibitor is required to install the company name board and / or logo at the designated point as prescribed by the Organizer in each drawing only:

1. The width x thickness x height size of the board shall not exceed 1.30 x 0.80 x 3.00 meters; and
2. A steel base which measures at least 1.00 meter on each side shall be installed to support the board. It shall be strong and capable of holding the board firmly. A carpet shall be laid on the floor before installing, and the Organizer’s personnel shall be asked to inspect the installation before covering the area with flooring material.



The 46th Bangkok International Motor Show

Exhibitor Manual 2025 Registration Forms

Please complete the form clearly.

Request Form 1

Booth No.

Service Provider Information

Booth Name

Please return this form within February 14, 2025

1. Information about the Service Provider

Official Service Provider

Sub-Service Provider

Company name:

Address:

Tel: Fax:

Service category: Design and decoration Light, sound and visual system Show presentation

Supervisor's name: Position:

Mobile phone: E-mail:

Number of workers sent: persons

2. Information about construction and decoration drawings

First floor dimension: width meters x length meters / total square meters

Upper floor dimension: width meters x length meters / total square meters

3. Drawings submitted by all categories of the Official Service Provider for approval shall include all of the following:

1. Perspective pictures in 3D file format quantity pieces
2. Floor plan quantity pieces
3. Front-view (Elevation), top-view, and side-view (Cross-Section) diagrams quantity pieces
4. Work schedule quantity pieces
5. Performance theme and costume drawings quantity pieces
6. Booth concept quantity pieces
7. USB Flash Drive recording of the abovementioned information, including the 3D files along with 2 copies of the hard copy.

Remarks:

1. Under no circumstance shall the Organizer accept facsimile submission; drawings shall only be submitted for inspection at Grand Prix International Public Company Limited within the specified deadline.
2. In case of Sub-Service Provider (The size of the space must not exceed 50 sq.m.) and own booth construction, a guarantee cheque of 100,000 Baht per booth is required.
3. The drawings must be approved and stamped by the Organizer before commencing. If the drawings have not been approved and stamped, the construction is not allowed.
4. A person in charge shall accompany the drawings to present and explain the construction details. For the performance, the concise presentation scheme shall be described to the Organizer for acknowledgement before approval.
5. **The construction service provider or sub-service provider is responsible for the common fee charge in accordance with the booth size of the width x length at 200 Baht per square meter for the first floor, and 100 Baht per square meter for the upper storey. Service area is limited to not more than 50 square meters for each sub-service provider.**

This part is for official use only – Outcome:

Approved for construction Disapproved, because

Suggestion:

.....

(Signed) Inspector

Seal

Date Month Year

Grand Prix International Public Company Limited



Please complete the form clearly.

Request Form 1.1

Booth No.

Common fee

Booth Name

Please return this form within February 14, 2025

1. Information about the Service Provider

Official Service Provider

Sub-Service Provider

Company name:

Address:

Tel: Fax:

Service category: Design and decoration Light, sound and visual system Show presentation

Supervisor's name: Position:

Mobile phone: E-mail:

Number of workers sent: persons

2. Information about construction and decoration drawings

First floor dimension: width meters x length meters / total square meters / total Baht

Upper floor dimension: width meters x length meters / total square meters / total Baht

Grand total Baht

The full payment of the invoice amount must be paid within the date specified in the invoice. The payment shall be made payable to Grand Prix International Public Company Limited; saving account no. 075-3-00234-4, Bangkok Bank, Ladplakao Rd. branch. Evidence of payment (a copy of the cheque or pay-in slip) shall be faxed and attention to Dr. Pansotog Wongsuwan, Grand Prix International Public Company Limited at the number +66 (0) 2971-6462. E-mail: veerawat@grandprix.co.th (Juristic persons making service payment have the duty to deduct a 3% withholding tax of 1,000 Baht and above from the service price set before value added tax.)

Remarks: 1. The construction service provider or sub-service provider is responsible for the common fee charge in accordance with the booth size of the width x length at 200 Baht per square meter for the first floor, and 100 Baht per square meter for the upper storey.

Please complete the form clearly

Company name :

Name :

Position :

Tel :

E-mail :

Date/Month/Year :

(Signed) :

Signed Inspector

Date Month Year

Grand Prix International Public Company Limited

(Please fill out the form clearly)

Please complete the form clearly.

Request Form 2

Booth No.

Local and long distance telephone services

Booth Name

Please return this form within February 14, 2025

Item no.	Description	Special Price, if paid within February 14 2025	Normal Price, if paid between February 15, March 17 2025	Price for March 18-23 2025	Quantity	Total (Baht)
1	Bangkok and its vicinity local line including a telephone set	11,000	12,100	14,300		
2	General telephone service (mobile and long distance: domestic/international) including a telephone set	17,000	18,700	22,100		
3	General telephone service (mobile and long distance: domestic/international) including a facsimile machine	22,500	24,750	29,250		
4	Others					
Remark: The service rates cover 14 days usage.					Total	
1. Additional service charge is 1,500 Baht/day/unit.					7% value added tax	
2. Each item shall be imposed with security deposit of 15,000 Baht / unit as a damage guarantee paid to Impact.					Grand total	

Reservation shall become effective upon full payment of the invoice amount within the date specified in the invoice. The payment shall be made payable to Grand Prix International Public Company Limited; saving account no. 075-3-00234-4, Bangkok Bank, Ladplakao Rd. branch. Evidence of payment (a copy of the cheque or pay-in slip) shall be faxed and attention to Dr. Pansotog Wongsuwan, Grand Prix International Public Company Limited at the number +66 (0) 2971-6462. **E-mail: veerawat@grandprix.co.th**

(Juristic persons making service payment have the duty to deduct a 3% withholding tax of 1,000 Baht and above from the service price set before value added tax.)

Remark:

- The above service rates have already included the usage charge for local calls within Bangkok and its vicinity.
- The charges not included in item no. 1 are those associated with mobile and domestic/international long distance phone calls, which shall be based on actual usage.
- The service rates cover 14 days usage. Extra use shall incur additional service charge of 1,500 Baht/day/unit.
- The reservation of the abovementioned services will be completed upon the full payment of the invoice amount within the specified date. Otherwise, all the reserved services will be canceled.
- The exhibitors who need the receipt/tax invoice, please provide the details of your company accordingly.
- **Cancellation process requires a written notification 7 days prior the construction day. Any overdue submission will result in 30% refund of the amount charged. The Organizer reserves the right to charge 100% of the invoice amount if the cancellation request is submitted during the show period.**

Please complete the form clearly

Company name :

Name :

Position :

Tel :

E-mail :

Date/Month/Year :

Signed Inspector

Date Month Year (Signed) :

Grand Prix International Public Company Limited

(Please fill out the form clearly)



Please complete the form clearly.

Request Form **3**

Booth No.

Electric power for construction

Booth Name

Please return this form within February 14, 2025

Item no.	Description	Special Price, if paid within February 14, 2025	Normal Price, if paid between February 15- March 17, 2025	Price for March 18-23, 2025	Date required (March)						Unit	Total amount (Baht)
					18	19	20	21	22	23		
1	15 Amp/220v 1 Phase 50 Hz	1,000	1,100	1,300	18	19	20	21	22	23		
2	15 Amp/380v 3 Phase 50 Hz	2,500	2,750	3,250	18	19	20	21	22	23		
3	30 Amp/220v 1 Phase 50 Hz	1,920	2,112	2,496	18	19	20	21	22	23		
4	30 Amp/380v 3 Phase 50 Hz	3,840	4,220	4,992	18	19	20	21	22	23		
5	60 Amp/380v 3 Phase 50 Hz	7,800	8,580	10,140	18	19	20	21	22	23		
6	100 Amp/380v 3 Phase 50 Hz	12,000	13,200	15,600	18	19	20	21	22	23		
Total												
7% value added tax												
Grand total												

Reservation shall become effective upon full payment of the invoice amount within the date specified in the invoice. The payment shall be made payable to Grand Prix International Public Company Limited; saving account no. 075-3-00234-4, Bangkok Bank, Ladplakao Rd. branch. Evidence of payment (a copy of the cheque or pay-in slip) shall be faxed and attention to Dr. Pansotog Wongsuwan, Grand Prix International Public Company Limited at the number +66 (0) 2971-6462. **E-mail: veerawat@grandprix.co.th**

(Juristic persons making service payment have the duty to deduct a 3% withholding tax of 1,000 Baht and above from the service price set before value added tax.)

Remarks:

- **Payment shall not be refunded if the reservation of electric power for construction, dismantling and test is cancelled afterward.**
- Standard electric power in use is 220 volt or 380 volt \pm 10 percent. If the Exhibitor employs equipment which requires stable voltage, it shall bring its own regulator to prevent the equipment from electrical hazard.
- For 24 hour use of electric power, the price shall be increased by 100%. "24 hours" shall be entered in the "Units" column.
- Exhibitor reserving the exhibition space after February 14, 2025 will not be fine with extra electrical charge.
- The special price shall be granted if the electricity is booked within 15 days after the service contract has been made.
- **Cancellation process requires a written notification 7 days prior the construction day. Any overdue submission will result in 30% refund of the amount charged. The Organizer reserves the right to charge 100% of the invoice amount if the cancellation request is submitted during the show period.**

Please complete the form clearly

Company name :

Name :

Position :

Tel :

E-mail :

Date/Month/Year :

Signed Inspector

Date Month Year

(Signed) :

Grand Prix International Public Company Limited

(Please fill out the form clearly)

Please complete the form clearly.

Request Form **3.1**

Booth No.

Electric power for test

Booth Name

Please return this form within February 14, 2025

Item no.	Description	Special Price, if paid within February 14, 2025	Normal Price, if paid between February 15– March 17, 2025	Price for March 18–23, 2025	Date required (March)						Unit	Total amount (Baht)
					18	19	20	21	22	23		
1	15 Amp/220v 1 Phase 50 Hz	1,000	1,100	1,300	18	19	20	21	22	23		
2	15 Amp/380v 3 Phase 50 Hz	2,500	2,750	3,250	18	19	20	21	22	23		
3	30 Amp/220v 1 Phase 50 Hz	1,920	2,112	2,496	18	19	20	21	22	23		
4	30 Amp/380v 3 Phase 50 Hz	3,840	4,220	4,992	18	19	20	21	22	23		
5	60 Amp/380v 3 Phase 50 Hz	7,800	8,580	10,140	18	19	20	21	22	23		
6	100 Amp/380v 3 Phase 50 Hz	12,000	13,200	15,600	18	19	20	21	22	23		
Total												
7% value added tax												
Grand total												

Reservation shall become effective upon full payment of the invoice amount within the date specified in the invoice. The payment shall be made payable to Grand Prix International Public Company Limited; saving account no. 075-3-00234-4, Bangkok Bank, Ladplakao Rd. branch. Evidence of payment (a copy of the cheque or pay-in slip) shall be faxed and attention to Dr. Pansotog Wongsuwan, Grand Prix International Public Company Limited at the number +66 (0) 2971-6462. **E-mail: veerawat@grandprix.co.th**

(Juristic persons making service payment have the duty to deduct a 3% withholding tax of 1,000 Baht and above from the service price set before value added tax.)

Remarks:

- **Payment shall not be refunded if the reservation of electric power for construction, dismantling and test is cancelled afterward.**
- Standard electric power in use is 220 volt or 380 volt \pm 10 percent. If the Exhibitor employs equipment which requires stable voltage, it shall bring its own regulator to prevent the equipment from electrical hazard.
- For 24 hour use of electric power, the price shall be increased by 100%. "24 hours" shall be entered in the "Units" column.
- Exhibitor reserving the exhibition space after February 14, 2025 will not be fine with extra electrical charge.
- The special price shall be granted if the electricity is booked within 15 days after the service contract has been made.
- **Cancellation process requires a written notification 7 days prior the construction day. Any overdue submission will result in 30% refund of the amount charged. The Organizer reserves the right to charge 100% of the invoice amount if the cancellation request is submitted during the show period.**

Please complete the form clearly

Company name :

Name :

Position :

Tel :

E-mail :

Date/Month/Year :

Signed Inspector (Signed) :

Date Month Year

Grand Prix International Public Company Limited **(Please fill out the form clearly)**



Request Form 3.2

Please complete the form clearly.

Booth No.

Electric power for dismantling

Booth Name

Please return this form within February 14, 2025

Item no.	Description	Special Price, if paid within February 14, 2025	Normal Price, if paid between February 15- March 17, 2025	Price for March 18-23, 2025	Date required (April)	Unit	Total amount (Baht)
1	15 Amp/220v 1 Phase 50 Hz	1,000	1,100	1,300	7 8		
2	15 Amp/380v 3 Phase 50 Hz	2,500	2,750	3,250	7 8		
3	30 Amp/220v 1 Phase 50 Hz	1,920	2,112	2,496	7 8		
4	30 Amp/380v 3 Phase 50 Hz	3,840	4,220	4,992	7 8		
5	60 Amp/380v 3 Phase 50 Hz	7,800	8,580	10,140	7 8		
6	100 Amp/380v 3 Phase 50 Hz	12,000	13,200	15,600	7 8		
Total							
7% value added tax							
Grand total							

Reservation shall become effective upon full payment of the invoice amount within the date specified in the invoice. The payment shall be made payable to Grand Prix International Public Company Limited; saving account no. 075-3-00234-4, Bangkok Bank, Ladplakao Rd. branch. Evidence of payment (a copy of the cheque or pay-in slip) shall be faxed and attention to Dr. Pansotog Wongsuwan, Grand Prix International Public Company Limited at the number +66 (0) 2971-6462. **E-mail: veerawat@grandprix.co.th**

(Juristic persons making service payment have the duty to deduct a 3% withholding tax of 1,000 Baht and above from the service price set before value added tax.)

Remarks:

- **Payment shall not be refunded if the reservation of electric power for construction, dismantling and test is cancelled afterward.**
- Standard electric power in use is 220 volt or 380 volt ± 10 percent. If the Exhibitor employs equipment which requires stable voltage, it shall bring its own regulator to prevent the equipment from electrical hazard.
- For 24 hour use of electric power, the price shall be increased by 100%. "24 hours" shall be entered in the "Units" column.
- Exhibitor reserving the exhibition space after February 14, 2025 will not be fine with extra electrical charge.
- The special price shall be granted if the electricity is booked within 15 days after the service contract has been made.
- **Cancellation process requires a written notification 7 days prior the construction day. Any overdue submission will result in 30% refund of the amount charged. The Organizer reserves the right to charge 100% of the invoice amount if the cancellation request is submitted during the show period.**

Please complete the form clearly

Company name :

Name :

Position :

Tel :

E-mail :

Date/Month/Year :

Signed Inspector (Signed) :

Date Month Year

Grand Prix International Public Company Limited

(Please fill out the form clearly)

Please complete the form clearly.

Request Form **4**

Booth No.
Booth Name

Electric power for exhibition period
Please return this form within February 14, 2025

Item No.	Description	Special Price, if paid within February 14, 2025	Normal Price, if paid between February 15– March 17, 2025	Price for March 18–24, 2025	Unit	Total Amount (Baht)
Section A : Equipment and electric power services for standard booth only						
1	Standard 10w LED spotlight	900	990	1,170		
2	10w LED spotlight with 50 cm. arm	900	990	1,170		
3	28w 1.2m fluorescent LED lamp	900	990	1,170		
4	5w downlight LED	900	990	1,170		
5	Floodlight 100w	2,700	2,970	3,510		
6	5 amp socket (with 5 amp fuse) 220 volt 50 Hz	1,200	1,320	1,560		
Section B : Breaker including electric power charge						
7	15 Amp/220v 1 Phase 50 Hz	6,130	6,743	7,969		
8	15 Amp/380v 3 Phase 50 Hz	18,380	20,218	23,894		
9	30 Amp/220v 1 Phase 50 Hz	11,030	12,133	14,339		
10	30 Amp/380v 3 Phase 50 Hz	25,730	28,303	33,449		
11	60 Amp/380v 3 Phase 50 Hz	46,550	51,205	60,515		
12	100 Amp/380v 3 Phase 50 Hz	71,050	78,155	92,365		
Total						
7% value added tax						
Grand Total						

Reservation shall become effective upon full payment of the invoice amount within the date specified in the invoice. The payment shall be made payable to Grand Prix International Public Company Limited; saving account no. 075-3-00234-4, Bangkok Bank, Ladplakao Rd. branch. Evidence of payment (a copy of the cheque or pay-in slip) shall be faxed and attention to Dr. Pansotog Wongsuwan, Grand Prix International Public Company Limited at the number +66 (0) 2971-6462. **E-mail: veerawat@grandprix.co.th**

(Juristic persons making service payment have the duty to deduct a 3% withholding tax of 1,000 Baht and above from the service price set before value added tax.)

Remark:

- If a breaker is required to be moved from the installed location, **a service charge of 5,000 Baht/breaker shall be levied.**
- For 24 hour use of electric power, the price shall be increased by 100%. "24 hours" shall be entered in the "Units" column. Otherwise, the request will be ineffective.
- Exhibitor reserving the exhibition space after February 14, 2025 will not be fine with extra electrical charge.
- The special price shall be granted if the electricity is booked within 15 days after the service contract has been made.

Please complete the form clearly

Company name :

Name :

Position :

Tel :

E-mail :

Date/Month/Year :

Signed Inspector (Signed) :

Date Month Year

Grand Prix International Public Company Limited

(Please fill out the form clearly)



Please complete the form clearly.

Request Form 5

Booth No.

ADSL internet rental fee

Booth Name

Please return this form within February 14, 2025

Item no.	Description	Special Price, if paid within February 14, 2025	Normal Price, if paid between February 15- March 17, 2025	Price for March 18-23, 2025	Unit	Total Amount (Baht)
1	Internet Line 10 Mbps For Window XP, Internet access time included	58,800	64,680	76,440		
2	Internet Line 20 Mbps For Window XP, Internet access time included	68,600	75,460	89,180		
3	Internet Line 30 Mbps For Window XP, Internet access time included	78,300	86,130	101,790		
4	Internet Line 40 Mbps For Window XP, Internet access time included	86,100	94,710	111,930		
5	Others					
Remark: The service rates cover 14 days usage.						Total
1. Additional service charge is 2,000 Baht/day/unit.						7% value added tax
2. Each item shall be imposed with security deposit of 15,000 Baht / unit as a damage guarantee paid to Impact.						Grand total

Reservation shall become effective upon full payment of the invoice amount within the date specified in the invoice. The payment shall be made payable to Grand Prix International Public Company Limited; saving account no. 075-3-00234-4, Bangkok Bank, Ladplakao Rd. branch. Evidence of payment (a copy of the cheque or pay-in slip) shall be faxed and attention to Dr. Pansotog Wongsuwan, Grand Prix International Public Company Limited at the number +66 (0) 2971-6462. **E-mail: veerawat@grandprix.co.th** (Juristic persons making service payment have the duty to deduct a 3% withholding tax of 1,000 Baht and above from the service price set before value added tax.)

Remark:

- The service rates cover 14 days usage. Extra use shall incur additional service charge of 2,000 Baht/day/unit.
- The exhibitors who need the receipt/tax invoice, please provide the details of your company accordingly.
- Exhibitor reserving the exhibition space after February 14, 2025 will not be fine with extra charge.
- The special price shall be granted if the internet is booked within 15 days after the service contract has been made.
- **Cancellation process requires a written notification 7 days prior the construction day. Any overdue submission will result in 30% refund of the amount charged. The Organizer reserves the right to charge 100% of the invoice amount if the cancellation request is submitted during the show period.**

Please complete the form clearly

Company name :

Name :

Position :

Tel :

E-mail :

Date/Month/Year :

Signed Inspector

Date Month Year (Signed) :

Grand Prix International Public Company Limited

(Please fill out the form clearly)

Please complete the form clearly.

Request Form 6

Booth No.

List of equipment in standard booth

Booth Name

Please return this form within March 3, 2025

Decoration or construction directly on the wall of standard booths, such as drilling, or painting, is not allowed. If booth decoration is required, the Exhibitor shall arrange for its own wall material.

Select all items.

Standard booths shall be equipped with the following items. If a specific item is required, please enter the X symbol in front of the item selected.

3-side booth wall in white color, the dimension of each wall being 1 meter width and 2.50 meter height (including aluminum border profile).

1 company name board

Please enter your company name into the blank spaces below, 1 character per space. The vowel shall be placed in the same space as the consonant. The Organizer shall arrange for a company name board containing not more than 20 characters. This board does not incorporate the Exhibitor's logo.

Kindly legibly enter 1 character per space.

G	r	a	n	d		P	r	i	x		G	r	o	u	p				
---	---	---	---	---	--	---	---	---	---	--	---	---	---	---	---	--	--	--	--

--	--	--	--	--	--	--	--	--	--	--	--	--	--	--	--	--	--	--	--

- 1 desk
- 2 chairs
- 1 trash can
- 2 40-watt fluorescent lamps
- 1 5-amp 220-volt electric outlet (not for lighting equipment)

****** Failure to submit the form or notification for adding or cancelling the stated items shall be deemed as no request and shall result in the booth being constructed according to its standard specification. Adding or cancelling items after the form submission deadline may cause delay and incur additional expenses.**

Please complete the form clearly

Company name :

Name :

Position :

Tel :

E-mail :

Date/Month/Year :

Signed Inspector

Date Month Year (Signed) :

Grand Prix International Public Company Limited

(Please fill out the form clearly)



Request Form 6.1

Please complete the form clearly.

Booth No.

List of equipment in standard booth

Booth Name

Please return this form within March 3, 2025

Decoration or construction directly on the wall of standard booths, such as drilling, or painting, is not allowed. If booth decoration is required, the Exhibitor shall arrange for its own wall material.

Kindly legibly enter 1 character per space.

G	r	a	n	d		P	r	i	x		G	r	o	u	p					

- 1 desk
- 2 chairs
- 1 trash can
- 2 40-watt fluorescent lamps
- SMART TV 50" with Stand, flat rate for 14 days = 15,000 Baht
- SMART TV 60" with Stand, flat rate for 14 days = 20,000 Baht

If additional electrical current and equipment are required, please use form 4 or contact Khun Wirawat Sangtian at phone number 09 0978 9555.

**** Failure to submit the form or notification for adding or cancelling the stated items shall be deemed as no request and shall result in the booth being constructed according to its standard specification. Adding or cancelling items after the form submission deadline may cause delay and incur additional expenses.

Please complete the form clearly

Company name :

Name :

Position :

Tel :

E-mail :

Date/Month/Year :

Signed Inspector

Date Month Year

(Signed) :

(Please fill out the form clearly)

Grand Prix International Public Company Limited

Please complete the form clearly.

Booth No.

Booth Name

Work schedule and construction period

Please return this form by February 14, 2025

Construction/..... 2025/..... 2025/..... 2025/..... 2025/..... 2025
Loading articles into exhibition area.	Time hrs. <input type="checkbox"/>	Time hrs. <input type="checkbox"/>	Time hrs. <input type="checkbox"/>	Time hrs. <input type="checkbox"/>	Time hrs. <input type="checkbox"/>
Base flooring work	Time hrs. <input type="checkbox"/>	Time hrs. <input type="checkbox"/>	Time hrs. <input type="checkbox"/>	Time hrs. <input type="checkbox"/>	Time hrs. <input type="checkbox"/>
Wiring	Time hrs. <input type="checkbox"/>	Time hrs. <input type="checkbox"/>	Time hrs. <input type="checkbox"/>	Time hrs. <input type="checkbox"/>	Time hrs. <input type="checkbox"/>
Structure	Time hrs. <input type="checkbox"/>	Time hrs. <input type="checkbox"/>	Time hrs. <input type="checkbox"/>	Time hrs. <input type="checkbox"/>	Time hrs. <input type="checkbox"/>
Double Storey structure (if equipped)	Time hrs. <input type="checkbox"/>	Time hrs. <input type="checkbox"/>	Time hrs. <input type="checkbox"/>	Time hrs. <input type="checkbox"/>	Time hrs. <input type="checkbox"/>
Automotive stand	Time hrs. <input type="checkbox"/>	Time hrs. <input type="checkbox"/>	Time hrs. <input type="checkbox"/>	Time hrs. <input type="checkbox"/>	Time hrs. <input type="checkbox"/>
Electric post	Time hrs. <input type="checkbox"/>	Time hrs. <input type="checkbox"/>	Time hrs. <input type="checkbox"/>	Time hrs. <input type="checkbox"/>	Time hrs. <input type="checkbox"/>
Exterior decoration	Time hrs. <input type="checkbox"/>	Time hrs. <input type="checkbox"/>	Time hrs. <input type="checkbox"/>	Time hrs. <input type="checkbox"/>	Time hrs. <input type="checkbox"/>
Interior decoration	Time hrs. <input type="checkbox"/>	Time hrs. <input type="checkbox"/>	Time hrs. <input type="checkbox"/>	Time hrs. <input type="checkbox"/>	Time hrs. <input type="checkbox"/>
Flooring and carpet work	Time hrs. <input type="checkbox"/>	Time hrs. <input type="checkbox"/>	Time hrs. <input type="checkbox"/>	Time hrs. <input type="checkbox"/>	Time hrs. <input type="checkbox"/>
Light & Sound system Installation	Time hrs. <input type="checkbox"/>	Time hrs. <input type="checkbox"/>	Time hrs. <input type="checkbox"/>	Time hrs. <input type="checkbox"/>	Time hrs. <input type="checkbox"/>
Equipment testing	Time hrs. <input type="checkbox"/>	Time hrs. <input type="checkbox"/>	Time hrs. <input type="checkbox"/>	Time hrs. <input type="checkbox"/>	Time hrs. <input type="checkbox"/>
Work complete	Time hrs. <input type="checkbox"/>	Time hrs. <input type="checkbox"/>	Time hrs. <input type="checkbox"/>	Time hrs. <input type="checkbox"/>	Time hrs. <input type="checkbox"/>

Dismantling	... April 2025	... April 2025
Light & Sound system	Time hrs. <input type="checkbox"/>	Time hrs. <input type="checkbox"/>
Structure	Time hrs. <input type="checkbox"/>	Time hrs. <input type="checkbox"/>
Flooring work	Time hrs. <input type="checkbox"/>	Time hrs. <input type="checkbox"/>
Trash and leftovers from dismantling	Time hrs. <input type="checkbox"/>	Time hrs. <input type="checkbox"/>
Return the exhibition hall	Time hrs. <input type="checkbox"/>	Time hrs. <input type="checkbox"/>

Seal

Booth no.

Name :

Position :

Company name :

Tel :

E-mail :

Date/Month/Year :

(Signed) :

(.....)



Please complete the form clearly.

Request Form 8

Booth No.

Production of product logo

Booth Name

Please return this form within February 14, 2025

Client's information

Company name:

Exclusively for booth no. A1-A30, M1-M10

Format of logo

- 1. The product logo file shall be in **Adobe Illustrator** format of the size which can be enlarged for use in the show.
- 2. The file shall be saved to a CD, and submitted together with a print-out on A4 paper signed by the person in charge.

Remark: In case the product logo has been changed but the Exhibitor does not inform the Organizer before February 14, 2025, the Organizer reserves the right to use the one which the Exhibitor has submitted beforehand or the one which the Organizer produced for use in the previous show.

The logo file shall be submitted to Dr. Pansotog Wongsuwan.

Challenger Hall 2-3 A1-A30

Graphic resolution shall be specified for enlargement up to 3 x 4 meters

Challenger Hall 1 M1-M10

Graphic resolution shall be specified for enlargement up to 3 x 4 meters

Please complete the form clearly

Company name :

Name :

Position :

Tel :

E-mail :

Date/Month/Year :

Signed Inspector

(Signed) :

Date Month Year

Grand Prix International Public Company Limited

(Please fill out the form clearly)

Please complete the form clearly.

Request Form 9

Booth No.....

Permission to work before and after working hours
(Orange Badge) throughout the exhibition period

Booth Name

Please return this form by 19.00 hours each day.

Construction and decoration of or modification within a booth requires obtaining permission by filling out this form and return it to the Organizer **by 19.00 hours** of a requested date. Without the notification, the Organizer shall strictly forbid such work as it is not possible to arrange for personnel to serve various needs, including lighting within the building, and electric power for use within the booth.

Decoration work after exhibition closing hours incurs expenses based on the length of time spent for such work. The Organizer shall inform the requester after receiving the form. The total number of workers shall be reported and name list attached to this form in order for the Organizer to issue an entry ticket for work area access. Workers without entry ticket shall be strictly prohibited from entering the exhibition hall as this is a safety provision measure for all parties involved. Work shall be performed within the Exhibitor's own booth space. Trespassing into the other booth(s) is strictly forbidden. The Organizer will issue a special ticket (orange badge) for construction work before and after the working hours, which is different from usual ones; therefore, if this request is not filed within the specified deadline, there will be no ticket for workers. The ticket shall be returned after the construction work is completed.

Kindly legibly fill out the following:

Booth no: Company name:

Address: Soi: Street:

District: Province: Postal code:

Tel: E-mail :

Person in charge: Position:

Number of staff: persons/1 ticket (a name list with a copy of ID cards shall be attached)

Hours of work starting from: to:hours Total: hours

Date: Month: Year:

Electric power for indoor lighting Electric power within the booth Electric power on the truss

Purpose of the request:

Equipment brought into the building:

Equipment taken out of the building:

(Signed) the Organizer

(Signed) the Exhibitor

Grand Prix International Public Company Limited

Company:

Date: / /

Date: / /



Please complete the form clearly.

Request Form 10

Booth No.

Vehicle entry to and exit from exhibition area

Booth Name

Please return this form by 19.00 hours each day.

Taking vehicles out of the building on the exhibition days requires submission of a formal request in writing issued by the authorized director of such company together with this form, and submit to room C15 by 19:00 hours of the intended date of taking vehicle in or out.

Procedure for taking vehicles out of the building

1. The Organizer shall check the requests submitted within 19.00 hours each day.
2. A carpet shall be laid on the path along which the vehicles or objects are being pulled or pushed across the floor. The exhibition hall carpet shall not be smeared or torn, whereby in such case the Exhibitor shall be liable for the damage which arises.
3. The Organizer shall allow vehicles to be taken in and out of the building after 22.30 hours.

Booth no: Booth/company name:

Person in charge: Position:

Tel:

hereby file a request for taking vehicle(s) out of the exhibition area

Date: / March / April / 2025 from hours to hours;

Details as follows:

1.
2.
3.
4.
5.

and bringing vehicle(s) into the exhibition area

Date: / March / April / 2025 from hours to hours;

Details as follows:

1.
2.
3.
4.
5.

(Signed) the Organizer

(Signed) the Exhibitor

Grand Prix International Public Company Limited

Company:

Date: / /

Date: / /

Please complete the form clearly.

แบบฟอร์มที่ 11

Booth No.

Service Provider Code Request

Booth Name

Please submit the form by March 5, 2525

**แบบฟอร์มขอรหัสสำหรับลงทะเบียนเข้าทำงานในพื้นที่ (E-SERVICE PROVIDER BADGE)
E-SERVICE PROVIDER Registration Code (For Entering the Exhibition Area) Request Form
The 46th Bangkok International Motor Show**

ขอความร่วมมือผู้เข้าร่วมงานทุกท่าน (Service Provider) ในการลงทะเบียนสำหรับเข้าทำงานในพื้นที่

- ผู้ให้บริการออกแบบก่อสร้าง / Construction Service Provider
- ผู้ให้บริการแสง เสียง ภาพ / Light, Sound & Visual Service Provider
- ผู้ให้บริการนำเสนอการแสดงผลและโชว์ / Presentation Service Provider
- ผู้ให้บริการขนส่งสินค้า / Freight Forwarder Service Provider
- ผู้ให้บริการทำความสะอาดบูธและรถยนต์ / Booth Cleaning Service Provider

We would like to ask for the kind cooperation from all Exhibitors in registering every related person for an E-SERVICE PROVIDER BADGE to be able to enter the exhibition area.

รหัสบูธ (Booth No.)บริษัท(Company).....

จำนวนรหัสที่ต้องการ (The amount of registration code needed)โดยคำนวณจำนวนคนที่เข้ามาทำงานในบูธของท่าน (The amount needed is based on the number of people who will perform the work in your booth area.)

อีเมลที่ต้องการให้จัดส่งชุดรหัสให้ (E-mail address for delivering the set of registration code to):

.....

หมายเหตุ : 1. รหัสสำหรับใช้ลงทะเบียนบัตรเข้าทำงานในพื้นที่ ได้เพียง 1 ท่านเท่านั้น

(One registration code is for registering one person only.)

2. นำรหัสที่ได้รับลงทะเบียน ผ่านทางแอปพลิเคชันที่ผู้จัดงาน กำหนด

(Use the given registration code to register via the application specified by the Organizer.)

3. เมื่อท่านลงทะเบียนเรียบร้อยแล้ว ท่านจะได้รับ E-SERVICE PROVIDER BADGE โดยนำมาแสดงที่บริเวณประตูทางเข้าของ Exhibitor

(Once the registration is completed, you will receive an E-SERVICE PROVIDER BADGE, which will be required to present at the entrance.)

4. รหัสหรือ E-SERVICE PROVIDER BADGE ที่ลงทะเบียนเรียบร้อยแล้ว ไม่สามารถส่งต่อให้คนอื่นใช้ได้

(An E-SERVICE PROVIDER BADGE or a registration code that has been registered already cannot be transferred to another person.)

5. กรุณาลงทะเบียน E-SERVICE PROVIDER BADGE ภายในวันที่ 10 มีนาคม 2568

(The E-SERVICE PROVIDER BADGE registration will be effective within March 10, 2025.)

Please complete the form clearly.

Booth No.

Booth Name

แบบฟอร์มที่ 12

Pretty & Presenter Code Request

Please submit the form by March 5, 2025

**แบบฟอร์มขอรหัสสำหรับลงทะเบียนเข้าทำงานในพื้นที่ (E-PRETTY & PRESENTER BADGE)
E-PRETTY & PRESENTER Registration Code (For Entering the Exhibition Area) Request Form
The 46th Bangkok International Motor Show**

ขอความร่วมมือผู้เข้าร่วมงานทุกท่าน (PRETTY & PRESENTER) ในการลงทะเบียนสำหรับเข้าทำงานในพื้นที่

We would like to ask for the kind cooperation from all Exhibitors in registering every related person for an E-PRETTY & PRESENTER BADGE to be able to enter the exhibition area.

รหัสบูธ (Booth No.)บริษัท(Company).....

จำนวนรหัสที่ต้องการ (The amount of registration code needed)โดยคำนวณจำนวนคนที่เข้ามา

ทำงานในบูธของท่าน (The amount needed is based on the number of people who will perform the work in your booth area.)

อีเมลที่ต้องการให้จัดส่งชุดรหัสให้ (E-mail address for delivering the set of registration code to):

.....

หมายเหตุ : 1. รหัสสำหรับใช้ลงทะเบียนบัตรเข้าทำงานในพื้นที่ฯ ได้เพียง 1 ท่านเท่านั้น

(One registration code is for registering one person only.)

2. นำรหัสที่ได้รับลงทะเบียน ผ่านทางแอปพลิเคชันที่ผู้จัดงานฯ กำหนด

(Use the given registration code to register via the application specified by the Organizer.)

3. เมื่อท่านลงทะเบียนเรียบร้อยแล้ว ท่านจะได้รับ E-PRETTY & PRESENTER BADGE โดยนำมาแสดงที่บริเวณประตูทางเข้าของ Exhibitor

(Once the registration is completed, you will receive an E-PRETTY & PRESENTER BADGE, which will be required to present at the Exhibitor's entrance.)

4. รหัสหรือ E-PRETTY & PRESENTER BADGE ที่ลงทะเบียนเรียบร้อยแล้ว ไม่สามารถส่งต่อให้คนอื่นใช้ได้

(An E-PRETTY & PRESENTER BADGE or a registration code that has been registered already cannot be transferred to another person.)

5. กรุณาลงทะเบียน E-PRETTY & PRESENTER BADGE ภายในวันที่ 10 มีนาคม 2568

(The E-PRETTY & PRESENTER BADGE registration will be effective within March 10, 2025.)

Please complete the form clearly.

Request Form 13

Exhibition and venue confirmation letter

Booth No.

Booth Name

Mr. / Miss / Mrs.

Company name

wishes to obtain an event confirmation letter of the 46th Bangkok International Motor Show for use as a supporting document for the import customs formalities via

- airport
- seaport
- others (specify)

based on

- bond
- ATA carnet
- others (specify)

A set of shipping document copy is attached to provide you with shipment details as follows:

1. B/L / Air waybill No. ;
2. Invoice No. ; and
3. Packing List

Requested by
(.....)

Approved by
(.....)

Please complete the form clearly

Company name :
 Name :
 Position :
 Tel :
 E-mail :
 Date/Month/Year :

Signed Inspector
 Date Month Year
 Grand Prix International Public Company Limited

(Signed) :

(Please fill out the form clearly)



Please complete the form clearly.

Request Form 14

Booth No.

Performance and Presentation Practice Schedule

Booth Name

Please return this form within March 5, 2025

The Organizer has set the date of March 23, 2025 from 12.00 to 17.45 hours for the Exhibitors of all booths to arrange the performance and presentation practice, and test the light, sound and visual systems. The Organizer will accommodate and turn on a full system of air-conditioning and electricity during the specified time.

The Official Service Providers of all categories must complete the main construction works and decorations of light and sound systems to be ready to hand over to the Organizer for inspection before supplying electric power from 12.00 to 17.45 hours. At 18.00 hours, the hall will be closed, and everyone is kindly asked to leave the hall since the Organizer will inspect the operation of all central system in the exhibition for 1 hour from 18.00 to 19.00 hours.

In case the Exhibitors or the Service Providers would like to reenter for work completion, it is permitted by filling the request form for a special badge (orange badge). The purpose of entry and the length of time for work must be specified since the main electric system of all booths will be turned off.

March 23, 2025

	Performance Practice List	Date/Time
1		
2		
3		
4		

Exhibitor / Official Service Provider for Presentations and Shows

Company:

Name:

Position:

Please complete the form clearly

The Exhibitor / the Official Presentation Service Provider

Company name:

Name:

Position:

Tel:

E-mail :

Date/Month/Year:

Signed Inspector

(Signed):

Date Month Year

Grand Prix International Public Company Limited

(Please fill out the form clearly)







1

แผนผังบริเวณที่ 1

